

BOSTER BIOLOGICAL TECHNOLOGY, LTD.

3942 B Valley Ave, Pleasanton, CA, 94566 Phone: 925-485-4527. 888-466-3604 Fax: 925-485-4560

www.bosterbio.com

Certificate of Analysis

Note: this is a sample COA. To get the COA for your lot #, please contact us at support@bosterbio.com

To whom it may concern,

This letter attests that Anti-Oncostatin M/OSM Antibody , catalog # PA1668, is manufactured by Boster Biological Technology., Ltd, through test and assay, we got the following data:

1. Immunogen

A synthetic peptide corresponding to a sequence in the middle region of human Oncostatin M(181-198aa ASDAFQRKLEGCRFLHGY).

2. Application Data


Applications Details

Immunohistochemistry(Paraffin-embedded Section), 0.5-1 μ g/ml, Human, By Heat
Western blot, 0.1-0.5 μ g/ml, Human

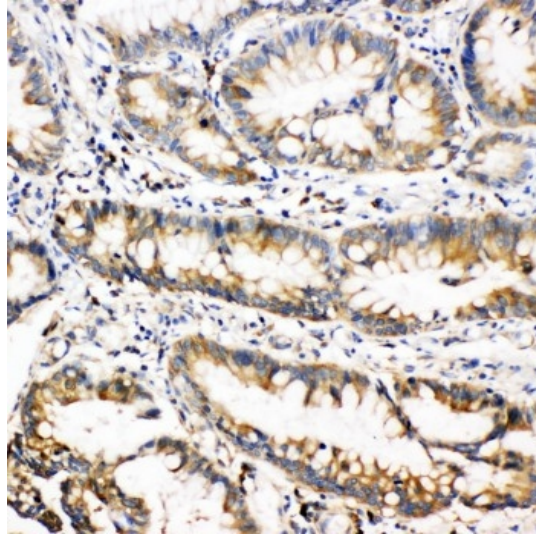
3. Cross Reaction

No cross reactivity with other proteins

4. Image




Anti-Oncostatin M antibody, PA1668, Western blotting
All lanes: Anti Oncostatin M (PA1668) at 0.5ug/ml
Lane 1: A549 Whole Cell Lysate at 40ug
Lane 2: A549 Whole Cell Lysate at 40ug
Lane 3: HELA Whole Cell Lysate at 40ug
Predicted bind size: 28KD
Observed bind size: 28KD



Anti-Oncostatin M antibody, PA1668, IHC(P)
IHC(P):Human Intestinal Cancer Tissue

Approved by:

A handwritten signature in blue ink, consisting of three Chinese characters: 岳杨静 (Yue Yangjing).

Ms. Yangjing Yue Chief technician

Quality Control System of ELISA

Date: May 13, 2016