

Anti-Stat3 (phospho-S727) Antibody

Catalog Number: A00007S727-1


Overview

Product Name	Anti-Stat3 (phospho-S727) Antibody
Reactive Species	Human, Mouse, Rat
Description	Boster Bio Anti-Stat3 (phospho-S727) Antibody catalog # A00007S727-1. Tested in WB,IHC,IP applications. This antibody reacts with Human,Mouse,Rat.
Application	IP, IHC, WB
Clonality	Polyclonal
Formulation	Rabbit IgG, 1mg/ml in PBS with 0.02% sodium azide, 50% glycerol, pH7.2
Storage Instructions	Store at -20°C for one year. For short term storage and frequent use, store at 4°C for up to one month. Avoid repeated freeze-thaw cycles.
Host	Rabbit
Uniprot ID	P40763

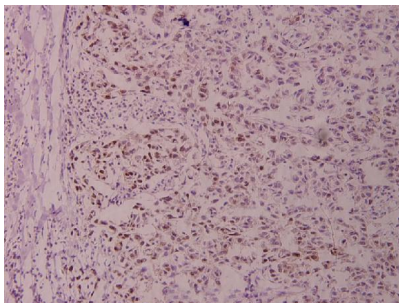
Technical Details

Immunogen	Synthetic phosphopeptide derived from human Stat3 around the phosphorylation site of Serine 727.
Isotype	IgG
Form	Liquid
Concentration	1 mg/ml
Purification	The antibody was affinity-purified from rabbit antiserum by affinity-chromatography using epitope-specific immunogen and the purity is > 95% (by SDS-PAGE).
Suggested Dilutions	WB: 1:500-1:1000 IHC: 1:50-1:200 IP: 1:50-1:200

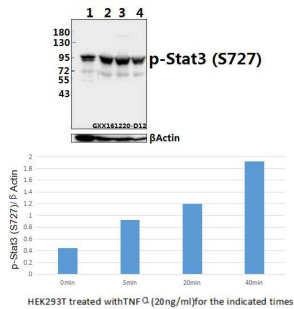
Anti-Stat3 (phospho-S727) Antibody (A00007S727-1) Images



Western blot (WB) analysis of Stat3 (phospho-S727) polyclonal antibody at 1:500 dilution Lane1:HepG2 whole cell lysate(40µg) Lane2:A549 whole cell lysate(40µg) Lane3:L02 whole cell lysate(40µg) Lane4:PC12 whole cell lysate(40µg) Lane5:3T3-L1 whole cell lysate(40µg)



Immunohistochemistry (IHC) analyzes of p-Stat3 (S727) pAb in paraffin-embedded human breast carcinoma tissue at 1:100.



Western blot (WB) analysis of Stat3 (phospho-S727) pAb at 1:500 dilution Lane1:HEK293T whole cell lysate Lane2:HEK293T treated with TNFalpha(20ng/ml)for 5 minutes whole cell lysate Lane3:HEK293T treated with TNFalpha(20ng/ml)for 20 minutes whole cell lysate Lane4:HEK293T treated with TNFalpha(20ng/ml)for 40 minutes whole cell lysate

Submit a product review to Biocompare.com

Submit a review of this product to Biocompare.com to receive a \$20 Amazon.com giftcard! Your reviews help your fellow scientists make the right decisions. Thank you for your contribution.



Anti-Stat3 (phospho-S727) Antibody

For Research Use Only. Not for use in diagnostic procedures.