

## Anti-Phospho-Akt1 (S129) Antibody

Catalog Number: A00024S129

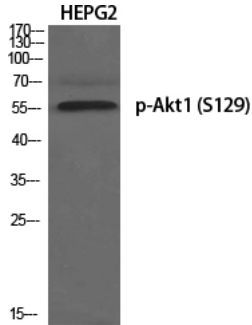
### Overview

Product Name	Anti-Phospho-Akt1 (S129) Antibody
Reactive Species	Human, Mouse, Rat
Description	Boster Bio Anti-Phospho-Akt1 (S129) Antibody catalog # A00024S129. Tested in WB, ELISA applications. This antibody reacts with Human, Mouse, Rat.
Application	ELISA, WB
Clonality	Polyclonal
Formulation	Liquid in PBS containing 50% glycerol, 0.5% stabilizing protein and 0.02% sodium azide. *This antibody is supplied in a stabilized formulation. Compatibility with conjugation reactions depends on the chemistry of the conjugation method used. For conjugation methods that are not compatible with the stabilizing components present in this formulation, a carrier-free antibody format is required.
Storage Instructions	Store at -20°C for one year. For short term storage and frequent use, store at 4°C for up to one month. Avoid repeated freeze-thaw cycles.
Host	Rabbit
Uniprot ID	P31749

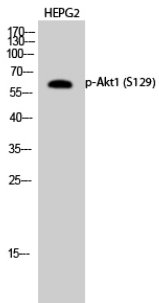
### Technical Details

Immunogen	The antiserum was produced against synthesized peptide derived from human Akt around the phosphorylation site of Ser129. AA range:95-144
Isotype	IgG
Form	Liquid
Concentration	1 mg/ml
Purification	The antibody was affinity-purified from rabbit antiserum by affinity-chromatography using epitope-specific immunogen.
Suggested Dilutions	WB 1:500-1:2000 ELISA 1:5000

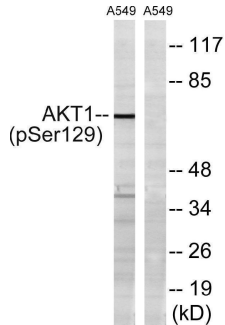
## Anti-Phospho-Akt1 (S129) Antibody (A00024S129) Images



Western Blot analysis of various cells using Phospho-Akt1 (S129) Polyclonal Antibody diluted at 1:1000



Western Blot analysis of HEPG2 cells using Phospho-Akt1 (S129) Polyclonal Antibody diluted at 1:1000



Western blot analysis of lysates from A549 cells treated with PMA 125ng/ml 30', using Akt (Phospho-Ser129) Antibody. The lane on the right is blocked with the phospho peptide.

### Submit a product review to Biocompare.com

Submit a review of this product to Biocompare.com to receive a \$20 Amazon.com giftcard! Your reviews help your fellow scientists make the right decisions. Thank you for your contribution.



Anti-Phospho-Akt1 (S129) Antibody

For Research Use Only. Not for use in diagnostic procedures.