

Anti-PI3K p110 Alpha (R519) PIK3CA Antibody

Catalog Number: A00029

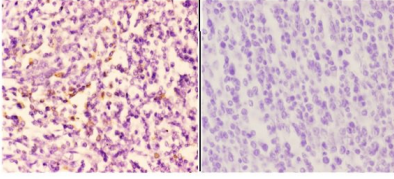
Overview

Product Name	Anti-PI3K p110 Alpha (R519) PIK3CA Antibody
Reactive Species	Human, Mouse, Rat
Description	Boster Bio Anti-PI3K p110 Alpha (R519) PIK3CA Antibody catalog # A00029. Tested in IHC applications. This antibody reacts with Human, Mouse, Rat.
Application	IHC
Clonality	Polyclonal
Formulation	Rabbit IgG, 1mg/ml in PBS with 0.02% sodium azide, 50% glycerol, pH7.2
Storage Instructions	Store at -20°C for one year. For short term storage and frequent use, store at 4°C for up to one month. Avoid repeated freeze-thaw cycles.
Host	Rabbit
Uniprot ID	P42336

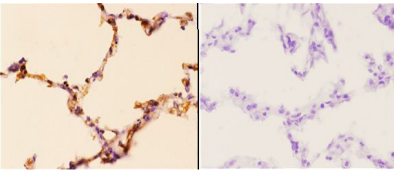
Technical Details

Immunogen	Synthetic peptide, corresponding to amino acids 500-550 of Human PI3K p110alpha.
Isotype	IgG
Form	Liquid
Concentration	1 mg/ml
Purification	The antibody was affinity-purified from rabbit antiserum by affinity-chromatography using epitope-specific immunogen and the purity is > 95% (by SDS-PAGE).
Suggested Dilutions	IHC: 1:50-1:200

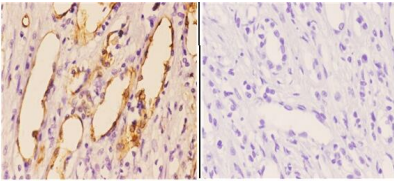
Anti-PI3K p110 Alpha (R519) PIK3CA Antibody (A00029) Images



Immunohistochemistry (IHC) analyzes of PI3K p110alpha (R519) pAb in paraffin-embedded human tonsil carcinoma tissue at 1:50, showing cytoplasmic and nuclear staining. Negative control (the right) Using PBS instead of primary antibody, secondary antibody is Goat Anti-Rabbit IgG-biotin followed by avidin-peroxidase.



Immunohistochemistry (IHC) analyzes of PI3K p110alpha (R519) pAb in paraffin-embedded human lung carcinoma tissue at 1:50, showing cytoplasmic and nuclear staining. Negative control (the right) Using PBS instead of primary antibody, secondary antibody is Goat Anti-Rabbit IgG-biotin followed by avidin-peroxidase.



Immunohistochemistry (IHC) analyzes of PI3K p110alpha (R519) pAb in paraffin-embedded human kidney carcinoma tissue at 1:50, showing cytoplasmic and nuclear staining. Negative control (the right) Using PBS instead of primary antibody, secondary antibody is Goat Anti-Rabbit IgG-biotin followed by avidin-peroxidase.

Submit a product review to [Biocompare.com](https://www.biocompare.com)

Submit a review of this product to [Biocompare.com](https://www.biocompare.com) to receive a \$20 Amazon.com giftcard! Your reviews help your fellow scientists make the right decisions. Thank you for your contribution.



Anti-PI3K p110 Alpha (R519) PIK3CA Antibody

For Research Use Only. Not for use in diagnostic procedures.