

Anti-Neurofibromin NF1 Antibody

Catalog Number: A00043

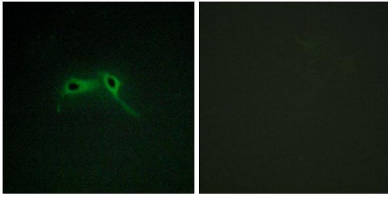
Overview

Product Name	Anti-Neurofibromin NF1 Antibody
Reactive Species	Human, Mouse, Rat
Description	Boster Bio Anti-Neurofibromin NF1 Antibody catalog # A00043. Tested in WB, IHC applications. This antibody reacts with Human, Mouse, Rat.
Application	IHC, WB
Clonality	Polyclonal
Formulation	Liquid in PBS containing 50% glycerol, 0.5% stabilizing protein and 0.02% sodium azide. *This antibody is supplied in a stabilized formulation. Compatibility with conjugation reactions depends on the chemistry of the conjugation method used. For conjugation methods that are not compatible with the stabilizing components present in this formulation, a carrier-free antibody format is required.
Storage Instructions	Store at -20°C for one year. For short term storage and frequent use, store at 4°C for up to one month. Avoid repeated freeze-thaw cycles.
Host	Rabbit
Uniprot ID	P21359


Technical Details

Immunogen	The antiserum was produced against synthesized peptide derived from human NF1. AA range:1551-1600
Isotype	IgG
Form	Liquid
Concentration	1 mg/ml
Purification	Immunogen affinity purified
Suggested Dilutions	WB 1:500-2000 IHC 1:50-300


Anti-Neurofibromin NF1 Antibody (A00043) Images



Immunofluorescence analysis of HepG2 cells, using NF1 Antibody. The picture on the right is blocked with the synthesized peptide.



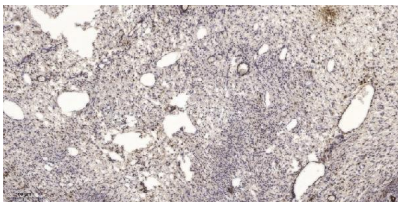
Western Blot analysis of various cells using Neurofibromin Polyclonal Antibody



Western Blot analysis of HepG2 cells using Neurofibromin Polyclonal Antibody



Western blot analysis of lysates from HepG2 cells, using NF1 Antibody. The lane on the right is blocked with the synthesized peptide.



Immunohistochemical analysis of paraffin-embedded human oophoroma. 1, Antibody was diluted at 1:200 (4° overnight). 2, Tris-EDTA, pH9.0 was used for antigen retrieval. 3, Secondary antibody was diluted at 1:200 (room temperature, 45min).

Submit a product review to [Biocompare.com](https://www.biocompare.com)

Submit a review of this product to [Biocompare.com](https://www.biocompare.com) to receive a \$20 Amazon.com giftcard! Your



reviews help your fellow scientists make the right decisions. Thank you for your contribution.

Anti-Neurofibromin NF1 Antibody

For Research Use Only. Not for use in diagnostic procedures.