

Anti-Phospho-FoxO1/3 (S322/S325) Antibody

Catalog Number: A00073S322S325


Overview

Product Name	Anti-Phospho-FoxO1/3 (S322/S325) Antibody
Reactive Species	Human, Mouse, Rat
Description	Boster Bio Anti-Phospho-FoxO1/3 (S322/S325) Antibody catalog # A00073S322S325. Tested in WB, IHC, IF, ELISA applications. This antibody reacts with Human, Mouse, Rat.
Application	ELISA, IF, IHC, WB
Clonality	Polyclonal
Formulation	Liquid in PBS containing 50% glycerol, 0.5% stabilizing protein and 0.02% sodium azide. *This antibody is supplied in a stabilized formulation. Compatibility with conjugation reactions depends on the chemistry of the conjugation method used. For conjugation methods that are not compatible with the stabilizing components present in this formulation, a carrier-free antibody format is required.
Storage Instructions	Store at -20°C for one year. For short term storage and frequent use, store at 4°C for up to one month. Avoid repeated freeze-thaw cycles.
Host	Rabbit
Uniprot ID	Q12778

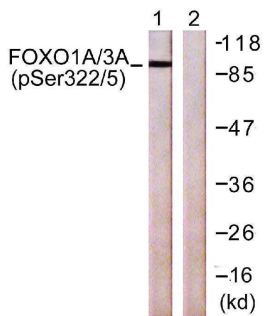
Technical Details

Immunogen	The antiserum was produced against synthesized peptide derived from human FOXO1A/3A around the phosphorylation site of Ser322 and Ser325. AA range:291-340
Cross Reactivity	No cross reactivity with other proteins.
Isotype	IgG
Form	Liquid
Concentration	1 mg/ml
Purification	The antibody was affinity-purified from rabbit antiserum by affinity-chromatography using epitope-specific immunogen.
Suggested Dilutions	WB 1:500-1:2000 IHC 1:100-1:300 ELISA 1:5000 IF 1:50-200

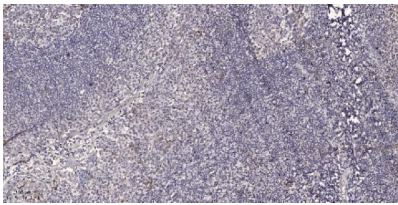
Anti-Phospho-FoxO1/3 (S322/S325) Antibody (A00073S322S325) Images



Western Blot analysis of 3T3 cells using Phospho-FoxO1/3 (S322/S325) Polyclonal Antibody



Western blot analysis of lysates from NIH/3T3 cells treated with Wortmannin 40nM 24h, using FOXO1A/3A (Phospho-Ser322+Ser325) Antibody. The lane on the right is blocked with the phospho peptide.



Immunohistochemical analysis of paraffin-embedded human tonsil. 1, Antibody was diluted at 1:200 (4° overnight). 2, Tris-EDTA, pH9.0 was used for antigen retrieval. 3, Secondary antibody was diluted at 1:200 (room temperature, 45min).

Submit a product review to Biocompare.com

Submit a review of this product to Biocompare.com to receive a \$20 Amazon.com giftcard! Your reviews help your fellow scientists make the right decisions. Thank you for your contribution.



Anti-Phospho-FoxO1/3 (S322/S325) Antibody

For Research Use Only. Not for use in diagnostic procedures.