

Anti-Complement C3 C3 Antibody

Catalog Number: A00168-1

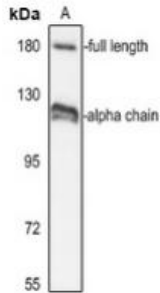
Overview

Product Name	Anti-Complement C3 C3 Antibody
Reactive Species	Human
Description	Boster Bio Anti-Complement C3 C3 Antibody catalog # A00168-1. Tested in WB,ICC/IF,Flow Cytometry applications. This antibody reacts with Human.
Application	Flow Cytometry, IF, ICC, WB
Clonality	Polyclonal
Formulation	Rabbit IgG, 1mg/ml in PBS with 0.02% sodium azide, 50% glycerol, pH7.2
Storage Instructions	Store at -20°C for one year. For short term storage and frequent use, store at 4°C for up to one month. Avoid repeated freeze-thaw cycles.
Host	Rabbit
Uniprot ID	P01024

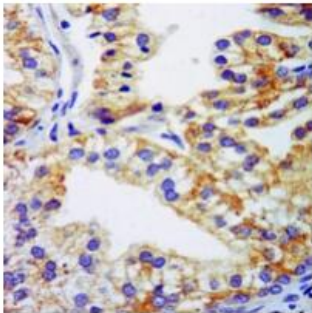
Technical Details

Immunogen	Recombinant full length protein of human Complement C3.
Cross Reactivity	No cross reactivity with other proteins.
Isotype	IgG
Form	Liquid
Concentration	1 mg/ml
Purification	ProA affinity purified
Suggested Dilutions	WB: 1:1,000 FC: 1:50-1:100 ICC: 1:50-1:100

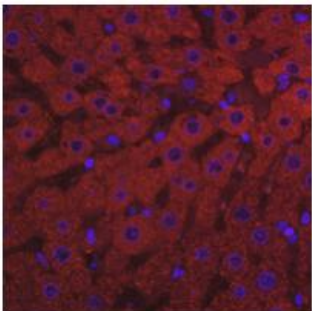
Anti-Complement C3 C3 Antibody (A00168-1) Images



Western blot analysis of Complement C3 expression in HepG2 (A) whole cell lysates.



Immunohistochemical analysis of Complement C3 staining in human liver cancer formalin fixed paraffin embedded tissue section.



Immunofluorescent analysis of Complement C3 staining in rat liver.

3 Publications Citing This Product

1. PubMed ID: 10.1007/s00018-019-03220-3, Knockout of beta-2 microglobulin enhances cardiac repair by modulating exosome imprinting and inhibiting stem cell-induced immune rejection
2. PubMed ID: 31729180, Zhang Y,Wang Y,Shao L,Pan X,Liang C,Liu B,Zhang Y,Xie W,Yan B,Liu F,Yu XY,Li Y.Knockout of beta-2 microglobulin reduces stem cell-induced immune rejection and enhances ischaemic hindlimb repair via exosome/miR-24/Bim pathway.J Cell Mol Med.2020 Jan;24(1):
3. PubMed ID: 31312880, Shao L,Zhang Y,Pan X,Liu B,Liang C,Zhang Y,Wang Y,Yan B,Xie W,Sun Y,Shen Z,Yu XY,Li Y.Knockout of beta-2 microglobulin enhances cardiac repair by modulating exosome imprinting and inhibiting stem cell-induced immune rejection.Cell Mol Life Sci.2020 Mar;77

Visit [bosterbio.com/anti-complement-c3-c3-antibody-a00168-1-boster.html](https://www.bosterbio.com/anti-complement-c3-c3-antibody-a00168-1-boster.html) to see all 3 publications.

Submit a product review to Biocompare.com

Submit a review of this product to Biocompare.com to receive a \$20 Amazon.com giftcard! Your reviews help your fellow scientists make the right decisions. Thank you for your contribution.



Anti-Complement C3 C3 Antibody

For Research Use Only. Not for use in diagnostic procedures.