

Anti-FTO Antibody

Catalog Number: A00219-1

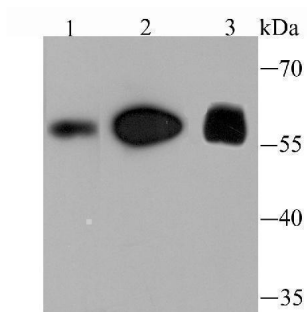
Overview

Product Name	Anti-FTO Antibody
Reactive Species	Human
Description	Boster Bio Anti-FTO Antibody catalog # A00219-1. Tested in WB,ICC/IF,IHC applications. This antibody reacts with Human.
Application	IF, IHC, ICC, WB
Clonality	Polyclonal
Formulation	Rabbit IgG, 1mg/ml in PBS with 0.02% sodium azide, 50% glycerol, pH7.2
Storage Instructions	Store at -20°C for one year. For short term storage and frequent use, store at 4°C for up to one month. Avoid repeated freeze-thaw cycles.
Host	Rabbit
Uniprot ID	Q9C0B1

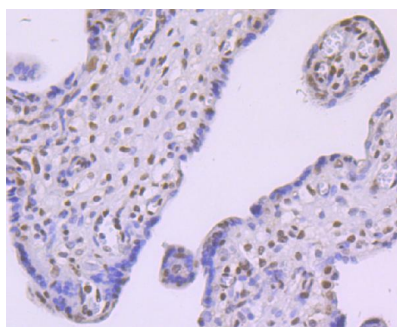
Technical Details

Immunogen	Recombinant protein
Cross Reactivity	No cross reactivity with other proteins.
Isotype	IgG
Form	Liquid
Concentration	1 mg/ml
Purification	ProA affinity purified
Suggested Dilutions	WB: 1:500-1:2,000 ICC/IF: 1:50-1:200 IHC: 1:50-1:200

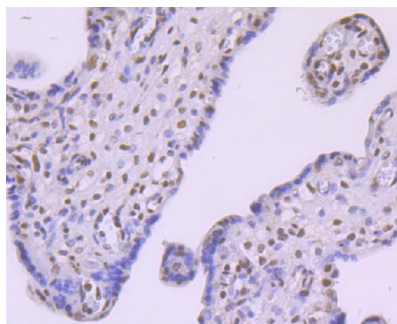
Anti-FTO Antibody (A00219-1) Images



Western blot analysis of FTO on different lysates using anti-FTO antibody at 1/1,000 dilution. Positive control: Lane 1: Human fetal brain tissue Lane 2: HepG2 Lane 3: 293



Immunohistochemical analysis of paraffin-embedded human pancreas tissue using anti-FTO antibody. Counter stained with hematoxylin.



Immunohistochemical analysis of paraffin-embedded human pancreas tissue using anti-FTO antibody. Counter stained with hematoxylin.

Submit a product review to [Biocompare.com](https://www.biocompare.com)

Submit a review of this product to [Biocompare.com](https://www.biocompare.com) to receive a \$20 Amazon.com giftcard! Your reviews help your fellow scientists make the right decisions. Thank you for your contribution.



Anti-FTO Antibody

For Research Use Only. Not for use in diagnostic procedures.