

Anti-AhR (phospho-S36) Antibody

Catalog Number: A00225S36

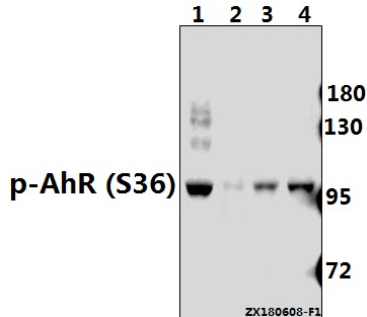
Overview

Product Name	Anti-AhR (phospho-S36) Antibody
Reactive Species	Human, Mouse, Rat
Description	Boster Bio Anti-AhR (phospho-S36) Antibody catalog # A00225S36. Tested in WB,IHC applications. This antibody reacts with Human,Mouse,Rat.
Application	IHC, WB
Clonality	Polyclonal
Formulation	Rabbit IgG, 1mg/ml in PBS with 0.02% sodium azide, 50% glycerol, pH7.2
Storage Instructions	Store at -20°C for one year. For short term storage and frequent use, store at 4°C for up to one month. Avoid repeated freeze-thaw cycles.
Host	Rabbit
Uniprot ID	P35869

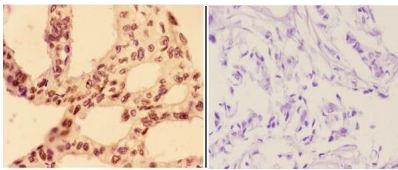
Technical Details

Immunogen	Synthetic phosphopeptide derived from human AhR around the phosphorylation site of Serine 36.
Cross Reactivity	No cross reactivity with other proteins.
Isotype	IgG
Form	Liquid
Concentration	1 mg/ml
Purification	The antibody was affinity-purified from rabbit antiserum by affinity-chromatography using epitope-specific immunogen and the purity is > 95% (by SDS-PAGE).
Suggested Dilutions	WB: 1:500-1:1000 IHC: 1:50-1:200

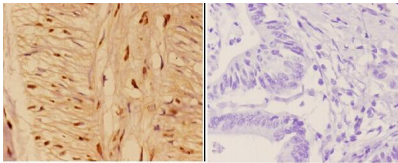
Anti-AhR (phospho-S36) Antibody (A00225S36) Images



Western blot (WB) analysis of p-AhR (S36) at 1:2000 dilution
Lane1:MCF-7 whole cell lysate(40ug) Lane2:The Heart tissue lysate of Mouse(40ug) Lane3:The Heart tissue lysate of Rat(40ug) Lane4:HepG2 whole cell lysate(20ug)



Immunohistochemistry (IHC) analyzes of AhR (phospho-S36) pAb in paraffin-embedded human breast carcinoma tissue at 1:50,showing cytoplasmic and nucleus staining.Negative control (the right)Using PBS instead of primary antibody, secondary antibody is Goat Anti-Rabbit IgG-biotin followed by avidin-peroxidase.



AP0302
Lot:AA64133

Immunohistochemistry (IHC) analyzes of AhR (phospho-S36) pAb in paraffin-embedded human colon carcinoma tissue at 1:50,showing cytoplasmic and nucleus staining.Negative control (the right)Using PBS instead of primary antibody, secondary antibody is Goat Anti-Rabbit IgG-biotin followed by avidin-peroxidase.

Submit a product review to Biocompare.com

Submit a review of this product to Biocompare.com to receive a \$20 Amazon.com giftcard! Your reviews help your fellow scientists make the right decisions. Thank you for your contribution.



Anti-AhR (phospho-S36) Antibody

For Research Use Only. Not for use in diagnostic procedures.