

Anti-HDAC1 (E468) Antibody

Catalog Number: A00256

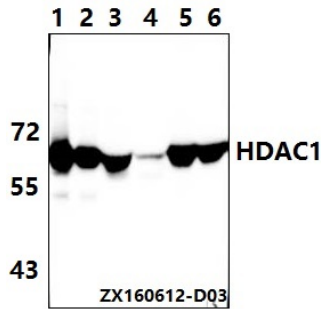
Overview

Product Name	Anti-HDAC1 (E468) Antibody
Reactive Species	Human, Mouse, Rat
Description	Boster Bio Anti-HDAC1 (E468) Antibody catalog # A00256. Tested in WB,IHC,IF applications. This antibody reacts with Human,Mouse,Rat.
Application	IF, IHC, WB
Clonality	Polyclonal
Formulation	Rabbit IgG, 1mg/ml in PBS with 0.02% sodium azide, 50% glycerol, pH7.2
Storage Instructions	Store at -20°C for one year. For short term storage and frequent use, store at 4°C for up to one month. Avoid repeated freeze-thaw cycles.
Host	Rabbit
Uniprot ID	Q13547

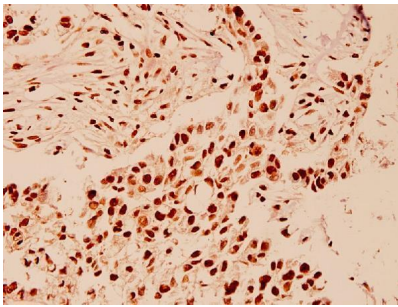
Technical Details

Immunogen	Synthetic peptide, corresponding to amino acids 435-486 of Human HDAC1.
Cross Reactivity	No cross reactivity with other proteins.
Isotype	IgG
Form	Liquid
Concentration	1 mg/ml
Purification	The antibody was affinity-purified from rabbit antiserum by affinity-chromatography using epitope-specific immunogen and the purity is > 95% (by SDS-PAGE).
Suggested Dilutions	WB: 1:500-1:1000 IHC: 1:50-1:200 IF: 1:50-1:200

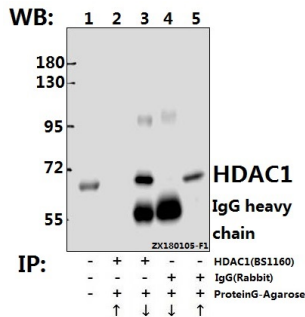
Anti-HDAC1 (E468) Antibody (A00256) Images



Western blot (WB) analysis of HDAC1 (E468) polyclonal antibody at 1:500 dilution. Lane 1: HEK293T whole cell lysate (40ug); Lane 2: HeLa whole cell lysate (40ug); Lane 3: The Kidney tissue lysate of Mouse (40ug); Lane 4: The Kidney tissue lysate of Rat (40ug); Lane 5: The Heart tissue lysate of Mouse (40ug); Lane 6: The Heart tissue lysate of Rat (40ug).



Immunohistochemistry (IHC) analysis of HDAC1 (E468) pAb in paraffin-embedded human breast carcinoma tissue at 1:100.



Immunoprecipitation of L02 cell lysate using HDAC1 (E468) pAb (Sepharose Bead Conjugate) #BD0048 (lane 2 and lane 3) and Nonspecific IgG Control (Sepharose Bead Conjugate) #BD0048 (lane 4 and lane 5). Lane 1 is 30% input. The western blot was probed using HDAC1 (E468) pAb #BS1160. "↑" supernatant; "↓" deposition.

Submit a product review to Biocompare.com

Submit a review of this product to Biocompare.com to receive a \$20 Amazon.com giftcard! Your reviews help your fellow scientists make the right decisions. Thank you for your contribution.



Anti-HDAC1 (E468) Antibody

For Research Use Only. Not for use in diagnostic procedures.