

## Anti-NFkB-p65 (phospho-S529) RELA Antibody

Catalog Number: A00284S529

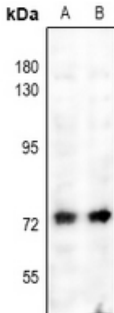
### Overview

Product Name	Anti-NFkB-p65 (phospho-S529) RELA Antibody
Reactive Species	Human
Description	Boster Bio Anti-NFkB-p65 (phospho-S529) RELA Antibody catalog # A00284S529. Tested in WB,IHC applications. This antibody reacts with Human.
Application	IHC, WB
Clonality	Polyclonal
Formulation	Rabbit IgG, 1mg/ml in PBS with 0.02% sodium azide, 50% glycerol, pH7.2
Storage Instructions	Store at -20°C for one year. For short term storage and frequent use, store at 4°C for up to one month. Avoid repeated freeze-thaw cycles.
Host	Rabbit
Uniprot ID	Q04206

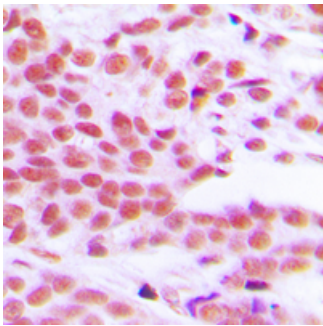
### Technical Details

Immunogen	Synthetic phosphopeptide derived from human NFkB-p65 around the phosphorylation site of Serine 529.
Isotype	IgG
Form	Liquid
Concentration	1 mg/ml
Purification	The antibody was affinity-purified from rabbit antiserum by affinity-chromatography using epitope-specific immunogen and the purity is > 95% (by SDS-PAGE).
Suggested Dilutions	WB: 1:500-1:1000 IHC: 1:100-1:200

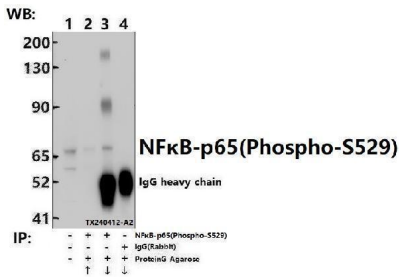
## Anti-NFkB-p65 (phospho-S529) RELA Antibody (A00284S529) Images



Western blot analysis of NF-kappaB p65 (pS529) expression in A2780 (A), A549 (B) whole cell lysates.



Immunohistochemical analysis of NF-kappaB p65 (pS529) staining in human breast cancer formalin fixed paraffin embedded tissue section. The section was pre-treated using heat mediated antigen retrieval with sodium citrate buffer (pH 6.0). The section was then incubated with the antibody at room temperature and detected using an HRP conjugated compact polymer system. DAB was used as the chromogen. The section was then counterstained with haematoxylin and mounted with DPX.



Immunoprecipitation of Jurkat(Calyculin A 50nM, 30min) cell lysates using NFkB-p65 (phospho-S529) pAb (Sepharose Bead Conjugate)#BD0048 (lane 2 and lane 3) and Nonspecific IgG Control (Sepharose Bead Conjugate)#BD0048 (lane 4) .Lane 1 is 30% input. The western blot was probed using NFkB-p65 (phospho-S529) pAb.

### Submit a product review to [Biocompare.com](https://www.biocompare.com)

Submit a review of this product to [Biocompare.com](https://www.biocompare.com) to receive a \$20 Amazon.com giftcard! Your reviews help your fellow scientists make the right decisions. Thank you for your contribution.



Anti-NFkB-p65 (phospho-S529) RELA Antibody

For Research Use Only. Not for use in diagnostic procedures.