

Anti-Phospho-ErbB-4 (Y1284) Antibody

Catalog Number: A00296Y1284-1

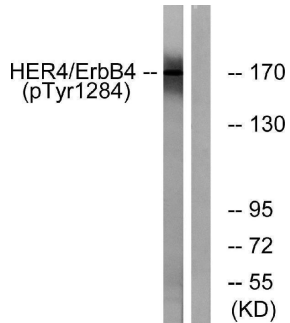
Overview

Product Name	Anti-Phospho-ErbB-4 (Y1284) Antibody
Reactive Species	Human, Mouse, Rat
Description	Boster Bio Anti-Phospho-ErbB-4 (Y1284) Antibody catalog # A00296Y1284-1. Tested in WB, IHC, IF, ELISA applications. This antibody reacts with Human, Mouse, Rat.
Application	ELISA, IF, IHC, WB
Clonality	Polyclonal
Formulation	Liquid in PBS containing 50% glycerol, 0.5% stabilizing protein and 0.02% sodium azide. *This antibody is supplied in a stabilized formulation. Compatibility with conjugation reactions depends on the chemistry of the conjugation method used. For conjugation methods that are not compatible with the stabilizing components present in this formulation, a carrier-free antibody format is required.
Storage Instructions	Store at -20°C for one year. For short term storage and frequent use, store at 4°C for up to one month. Avoid repeated freeze-thaw cycles.
Host	Rabbit
Uniprot ID	Q15303

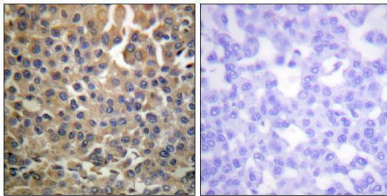
Technical Details

Immunogen	The antiserum was produced against synthesized peptide derived from human HER4 around the phosphorylation site of Tyr1284. AA range:1250-1299
Isotype	IgG
Form	Liquid
Concentration	1 mg/ml
Purification	The antibody was affinity-purified from rabbit antiserum by affinity-chromatography using epitope-specific immunogen.
Suggested Dilutions	WB 1:500-1:2000 IHC 1:100-1:300 IF 1:200-1:1000 ELISA 1:10000

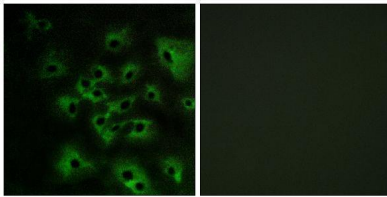
Anti-Phospho-ErbB-4 (Y1284) Antibody (A00296Y1284-1) Images



Western blot analysis of lysates from HUVEC cells treated with EGF 200ng/ml 30', using HER4 (Phospho-Tyr1284) Antibody. The lane on the right is blocked with the phospho peptide.



Immunohistochemistry analysis of paraffin-embedded human breast carcinoma, using HER4 (Phospho-Tyr1284) Antibody. The picture on the right is blocked with the phospho peptide.



Immunofluorescence analysis of HeLa cells treated with EGF 200nM 5', using HER4 (Phospho-Tyr1284) Antibody. The picture on the right is blocked with the phospho peptide.

Submit a product review to [Biocompare.com](https://www.biocompare.com)

Submit a review of this product to [Biocompare.com](https://www.biocompare.com) to receive a \$20 Amazon.com giftcard! Your reviews help your fellow scientists make the right decisions. Thank you for your contribution.



Anti-Phospho-ErbB-4 (Y1284) Antibody

For Research Use Only. Not for use in diagnostic procedures.