

## Anti-Beta-secretase 1 BACE1 Antibody

Catalog Number: A00322-2

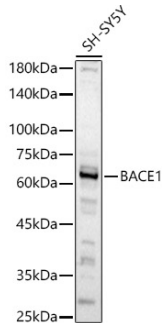
### Overview

Product Name	Anti-Beta-secretase 1 BACE1 Antibody
Reactive Species	Human, Mouse, Rat
Description	Boster Bio Anti-Beta-secretase 1 BACE1 Antibody catalog # A00322-2. Tested in WB,IHC,ICC/IF applications. This antibody reacts with Human,Mouse,Rat.
Application	IF, IHC, ICC, WB
Clonality	Polyclonal
Formulation	Rabbit IgG, 1mg/ml in PBS with 0.02% sodium azide, 50% glycerol, pH7.2
Storage Instructions	Store at -20°C for one year. For short term storage and frequent use, store at 4°C for up to one month. Avoid repeated freeze-thaw cycles.
Host	Rabbit
Uniprot ID	P56817

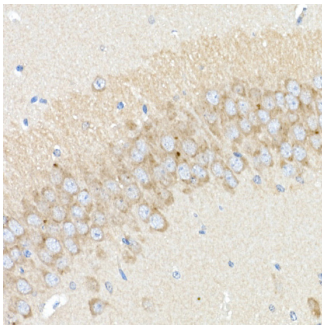
### Technical Details

Immunogen	Recombinant fusion protein of human BACE1(NP_036236.1).
Isotype	IgG
Form	Liquid
Concentration	1 mg/ml
Purification	The antibody was affinity-purified from rabbit antiserum by affinity-chromatography using epitope-specific immunogen and the purity is > 95% (by SDS-PAGE).
Suggested Dilutions	WB: 1:500-1:2000 IHC: 1:50-1:200 ICC/IF: 1:50-1:200

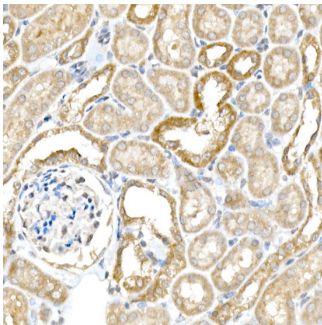
## Anti-Beta-secretase 1 BACE1 Antibody (A00322-2) Images



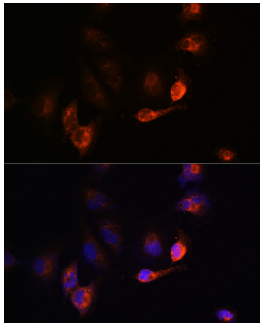
Western blot analysis of SH-SY5Y, using BACE1 antibody at 1:582 dilution. Secondary antibody: HRP Goat Anti-Rabbit IgG at 1:10000 dilution. Lysates/proteins: 25ug per lane. Blocking buffer: 3% nonfat dry milk in TBST. Detection: ECL Basic Kit. Exposure time: 90s.



Immunohistochemistry of paraffin-embedded mouse hippocampus using BACE1 Rabbit pAb at dilution of 1:25. Perform high pressure antigen retrieval with 10 mM citrate buffer pH 6.0 before commencing with IHC staining protocol.



Immunohistochemistry of paraffin-embedded mouse kidney using BACE1 Rabbit pAb at dilution of 1:25. Perform high pressure antigen retrieval with 10 mM citrate buffer pH 6.0 before commencing with IHC staining protocol.



Immunofluorescence analysis of U-251MG cells using BACE1 antibody at dilution of 1:100. Blue: DAPI for nuclear staining.

## 1 Publications Citing This Product

1. PubMed ID: 32427716, Wu J, Qu JQ, Zhou YJ, Zhou YJ, Li YY, Huang NQ, Deng CM, Luo Y. Icaritin improves cognitive deficits by reducing the deposition of beta-amyloid peptide and inhibition of neurons apoptosis in SAMP8 mice. *Neuroreport*. 2020 Jun 7;31(9):663-671. doi:10.1097/WNR.0000000000000000

Visit [bosterbio.com/anti-beta-secretase-1-bace1-antibody-a00322-2-boster.html](https://www.bosterbio.com/anti-beta-secretase-1-bace1-antibody-a00322-2-boster.html) to see all 1 publications.

## Submit a product review to Biocompare.com

Submit a review of this product to Biocompare.com to receive a \$20 Amazon.com giftcard! Your reviews help your fellow scientists make the right decisions. Thank you for your contribution.



Anti-Beta-secretase 1 BACE1 Antibody

For Research Use Only. Not for use in diagnostic procedures.