

Anti-Phospho-Daxx (S668) Antibody

Catalog Number: A00439S668-1


Overview

Product Name	Anti-Phospho-Daxx (S668) Antibody
Reactive Species	Human, Mouse, Rat
Description	Boster Bio Anti-Phospho-Daxx (S668) Antibody catalog # A00439S668-1. Tested in WB, IHC, IF, ELISA applications. This antibody reacts with Human, Mouse, Rat.
Application	ELISA, IF, IHC, WB
Clonality	Polyclonal
Formulation	Liquid in PBS containing 50% glycerol, 0.5% stabilizing protein and 0.02% sodium azide. *This antibody is supplied in a stabilized formulation. Compatibility with conjugation reactions depends on the chemistry of the conjugation method used. For conjugation methods that are not compatible with the stabilizing components present in this formulation, a carrier-free antibody format is required.
Storage Instructions	Store at -20°C for one year. For short term storage and frequent use, store at 4°C for up to one month. Avoid repeated freeze-thaw cycles.
Host	Rabbit
Uniprot ID	Q9UER7


Technical Details

Immunogen	The antiserum was produced against synthesized peptide derived from human Daxx around the phosphorylation site of Ser668. AA range:634-683
Isotype	IgG
Form	Liquid
Concentration	1 mg/ml
Purification	The antibody was affinity-purified from rabbit antiserum by affinity-chromatography using epitope-specific immunogen.
Suggested Dilutions	WB 1:500-1:2000 IHC 1:100-1:300 ELISA 1:10000 IF 1:50-200

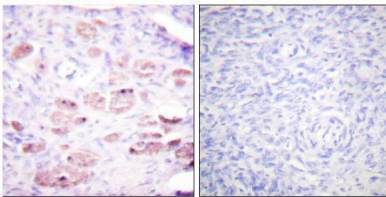
Anti-Phospho-Daxx (S668) Antibody (A00439S668-1) Images



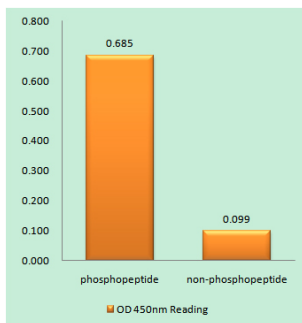
Western Blot analysis of 293 cells using Phospho-Daxx (S668) Polyclonal Antibody



Western blot analysis of lysates from 293 cells treated with PBS 60', using Daxx (Phospho-Ser668) Antibody. The lane on the right is blocked with the phospho peptide.



Immunohistochemistry analysis of paraffin-embedded human ovary, using Daxx (Phospho-Ser668) Antibody. The picture on the right is blocked with the phospho peptide.



Enzyme-Linked Immunosorbent Assay (Phospho-ELISA) for Immunogen Phosphopeptide (Phospho-left) and Non-Phosphopeptide (Phospho-right), using Daxx (Phospho-Ser668) Antibody

Submit a product review to [Biocompare.com](https://www.biocompare.com)

Submit a review of this product to [Biocompare.com](https://www.biocompare.com) to receive a \$20 Amazon.com giftcard! Your reviews help your fellow scientists make the right decisions. Thank you for your contribution.



Anti-Phospho-Daxx (S668) Antibody

For Research Use Only. Not for use in diagnostic procedures.