

Anti-Toll-like receptor 5 TLR5 Antibody

Catalog Number: A00462-1

About TLR5

Toll-like receptors (TLRs) are evolutionarily conserved pattern-recognition molecules resembling the toll proteins that mediate antimicrobial responses in *Drosophila*. These proteins recognize different microbial products during infection and serve as an important link between the innate and adaptive immune responses. The TLRs act through adaptor molecules such as MyD88 and TIRAP to activate various kinases and transcription factors so the organism can respond to potential infection. TLR5 recognizes flagellin from both Gram-positive and Gram-negative bacteria and will cause the activation of NF-kappaB, leading to the activation of TNF-alpha and other cytokines. A common TLR5 stop codon polymorphism that disrupts TLR5 signaling is associated with susceptibility to Legionnaires' disease and demonstrates the importance of TLR5 in the innate immune response.

Overview

Product Name	Anti-Toll-like receptor 5 TLR5 Antibody
Reactive Species	Human, Mouse
Description	Boster Bio Anti-Toll-like receptor 5 TLR5 Antibody (Catalog # A00462-1). Tested in ELISA, WB, ICC, IF applications. This antibody reacts with Human, Mouse.
Application	ELISA, IF, ICC, WB
Clonality	Polyclonal
Formulation	TLR5 Antibody is supplied in PBS containing 0.02% sodium azide.
Storage Instructions	Antibody can be stored at 4°C up to one year. Antibodies should not be exposed to prolonged high temperatures.
Host	Rabbit
Uniprot ID	O60602

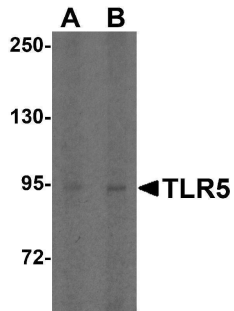
Technical Details

Immunogen	TLR5 antibody was raised against a peptide corresponding to 15 amino acids near the carboxy terminus of human TLR5. The immunogen is located within the last 50 amino acids of TLR5.
Predicted Reactive Species	Bovine, Pig
Isotype	IgG
Form	Liquid
Concentration	1 mg/mL
Purification	TLR5 Antibody is affinity chromatography purified via peptide column.

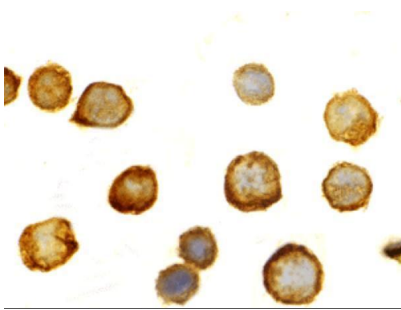
Suggested Dilutions

TLR5 antibody can be used for detection of TLR5 by Western blot at 1 to 2 ug/mL. Antibody can also be used for immunocytochemistry starting at 10 ug/mL. For immunofluorescence start at 10 ug/mL. Antibody validated: Western Blot in human samples; Immunocytochemistry in human samples and Immunofluorescence in human samples. All other applications and species not yet tested. Optimal dilutions for each application should be determined by the researcher.

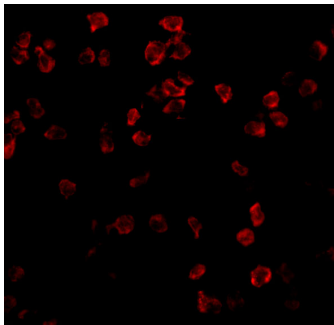
Anti-Toll-like receptor 5 TLR5 Antibody (A00462-1) Images



Western blot analysis of TLR5 expression in HT29 cell lysate with TLR5 antibody at (A) 1 and (B) 2 ug/ml.



Immunocytochemistry of TLR5 in THP-1 cells with TLR5 antibody at 10 ug/mL.



Immunofluorescence of TLR5 in THP1 cells with TLR5 antibody at 10 ug/mL.

Submit a product review to [Biocompare.com](https://www.biocompare.com)

Submit a review of this product to [Biocompare.com](https://www.biocompare.com) to receive a \$20 Amazon.com giftcard! Your reviews help your fellow scientists make the right decisions. Thank you for your contribution.



Anti-Toll-like receptor 5 TLR5 Antibody

For Research Use Only. Not for use in diagnostic procedures.