

Anti-Dynamin-1-like protein DNM1L Antibody

Catalog Number: A00556-1

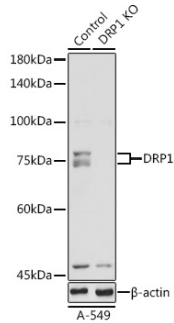
Overview

Product Name	Anti-Dynamin-1-like protein DNM1L Antibody
Reactive Species	Human, Mouse, Rat
Description	Boster Bio Anti-Dynamin-1-like protein DNM1L Antibody catalog # A00556-1. Tested in WB,IF applications. This antibody reacts with Human,Mouse,Rat.
Application	IF, WB
Clonality	Polyclonal
Formulation	Rabbit IgG, 1mg/ml in PBS with 0.02% sodium azide, 50% glycerol, pH7.2
Storage Instructions	Store at -20°C for one year. For short term storage and frequent use, store at 4°C for up to one month. Avoid repeated freeze-thaw cycles.
Host	Rabbit
Uniprot ID	O00429

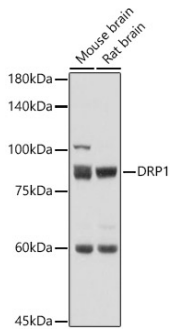
Technical Details

Immunogen	Recombinant protein of human DRP1.
Isotype	IgG
Form	Liquid
Concentration	1 mg/ml
Purification	The antibody was affinity-purified from rabbit antiserum by affinity-chromatography using epitope-specific immunogen and the purity is > 95% (by SDS-PAGE).
Suggested Dilutions	WB: 1:1000-1:3000 IF: 1:50-1:200

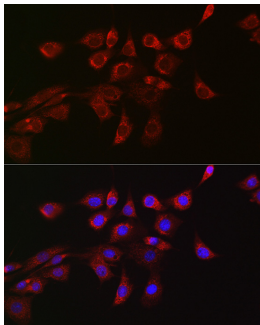
Anti-Dynamin-1-like protein DNM1L Antibody (A00556-1) Images



Western blot analysis of extracts of A549 cells, using DRP1 antibody at 1:1000 dilution.



Western blot analysis of extracts of various cell lines, using DRP1 antibody at 1:500 dilution.



Immunofluorescence analysis of NIH/3T3 cells using DRP1 pAb at dilution of 1:50 (40x lens).

Submit a product review to [Biocompare.com](https://www.biocompare.com)

Submit a review of this product to [Biocompare.com](https://www.biocompare.com) to receive a \$20 Amazon.com giftcard! Your reviews help your fellow scientists make the right decisions. Thank you for your contribution.



Anti-Dynamin-1-like protein DNM1L Antibody

For Research Use Only. Not for use in diagnostic procedures.