

## Anti-ULK1 Antibody

Catalog Number: A00584

### About ULK1

ULK1, also known as ATG1, is a key serine/threonine protein kinase probably acting at the most upstream step of autophagosome formation. Knockout of ULK1 results in a severe defect in the autophagy pathway. ULK1 is highly conserved among eukaryotes, and are the Unc-51-like kinases, ULK1 and ULK2 in mammals. ULK1 is ubiquitously expressed and involved in autophagy in response to starvation. It is the target of the TOR kinase signaling pathway that regulates autophagy through the control of phosphorylation status of ATG13. ULK1 also plays a role early in neuronal differentiation.

### Overview

Product Name	Anti-ULK1 Antibody
Reactive Species	Human, Mouse, Rat
Description	Boster Bio Anti-ULK1 Antibody (Catalog # A00584). Tested in ELISA, WB, IHC-P, IF applications. This antibody reacts with Human, Mouse, Rat.
Application	ELISA, IF, IHC-P, WB
Clonality	Polyclonal
Formulation	ULK1 Antibody is supplied in PBS containing 0.02% sodium azide.
Storage Instructions	ULK1 antibody can be stored at 4°C for three months and -20°C, stable for up to one year.
Host	Rabbit
Uniprot ID	O75385

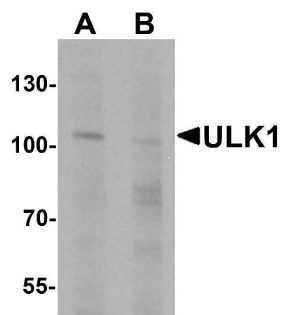
### Technical Details

Immunogen	ULK1 antibody was raised against a 16 amino acid peptide near the center of human ULK1 . The immunogen is located within amino acids 350 - 400 of ULK1.
Predicted Reactive Species	Mouse
Cross Reactivity	Two alternatively spliced transcript variants encoding different isoforms have been identified. ULK1 antibody is predicted to not cross-react with ULK2.
Isotype	IgG
Form	Liquid
Concentration	1 mg/mL
Purification	ULK1 Antibody is affinity chromatography purified via peptide column.

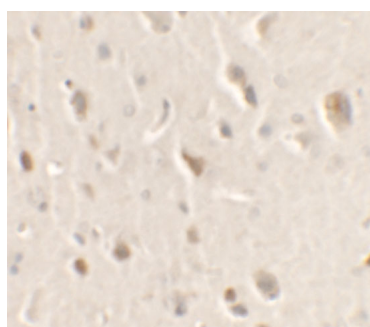
Suggested Dilutions

ULK1 Antibody can be used for detection of ULK1 by Western blot at 1 ug/mL.  
Antibody validated: Western Blot in rat samples; Immunohistochemistry in rat samples and Immunofluorescence in rat samples. All other applications and species not yet tested. Optimal dilutions for each application should be determined by the researcher.

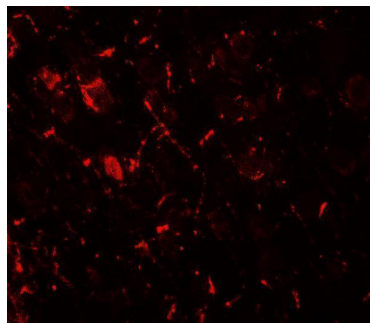
## Anti-ULK1 Antibody (A00584) Images



Western blot analysis of ULK1 in rat brain tissue lysate with ULK1 antibody at 1 ug/mL in (A) the absence and (B) the presence of blocking peptide.



Immunohistochemistry of ULK1 in rat brain tissue with ULK1 antibody at 2.5 ug/ml.



Immunofluorescence of ULK1 in rat brain tissue with ULK1 antibody at 20 ug/ml.

### Submit a product review to [Biocompare.com](https://www.biocompare.com)

Submit a review of this product to [Biocompare.com](https://www.biocompare.com) to receive a \$20 Amazon.com giftcard! Your reviews help your fellow scientists make the right decisions. Thank you for your contribution.



Anti-ULK1 Antibody

For Research Use Only. Not for use in diagnostic procedures.