

Anti-Cyclin B1 (phospho-S126) CCNB1 Antibody

Catalog Number: A00745S126

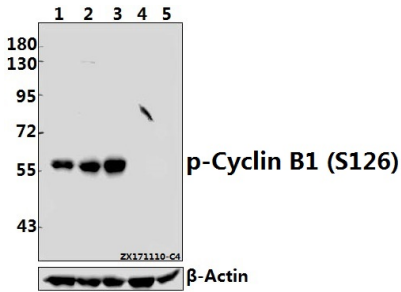
Overview

Product Name	Anti-Cyclin B1 (phospho-S126) CCNB1 Antibody
Reactive Species	Human
Description	Boster Bio Anti-Cyclin B1 (phospho-S126) CCNB1 Antibody catalog # A00745S126. Tested in WB,IHC applications. This antibody reacts with Human.
Application	IHC, WB
Clonality	Polyclonal
Formulation	Rabbit IgG, 1mg/ml in PBS with 0.02% sodium azide, 50% glycerol, pH7.2
Storage Instructions	Store at -20°C for one year. For short term storage and frequent use, store at 4°C for up to one month. Avoid repeated freeze-thaw cycles.
Host	Rabbit
Uniprot ID	P14635

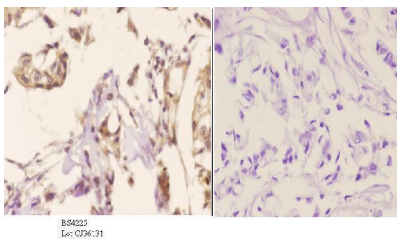
Technical Details

Immunogen	Synthetic phosphopeptide derived from human Cyclin B1 around the phosphorylation site of Serine 126.
Cross Reactivity	No cross reactivity with other proteins.
Isotype	IgG
Form	Liquid
Concentration	1 mg/ml
Purification	The antibody was affinity-purified from rabbit antiserum by affinity-chromatography using epitope-specific immunogen and the purity is > 95% (by SDS-PAGE).
Suggested Dilutions	WB: 1:500-1:1000 IHC: 1:50-1:200

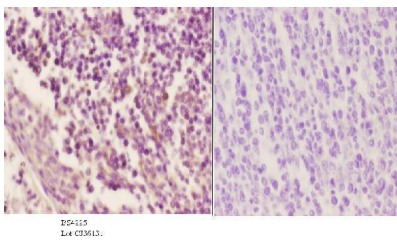
Anti-Cyclin B1 (phospho-S126) CCNB1 Antibody (A00745S126) Images



Western blot (WB) analysis of p-Cyclin B1 (S126) pAb at 1:500 dilution Lane1:MCF-7 whole cell lysate(40ug) Lane2:HEK293T whole cell lysate(40ug) Lane3:SGC7901 whole cell lysate(40ug) Lane4:3T3-L1 whole cell lysate(40ug) Lane5:PC12 whole cell lysate(40ug)



Immunohistochemistry (IHC) analyzes of p-Cyclin B1 (S126) pAb in paraffin-embedded human breast carcinoma tissue at 1:50. showing cytoplasmic and nucleus staining. Negative control (the right) Using PBS instead of primary antibody, secondary antibody is Goat Anti-Rabbit IgG-biotin followed by avidin-peroxidase.



Immunohistochemistry (IHC) analyzes of p-Cyclin B1 (S126) pAb in paraffin-embedded human tonsil carcinoma tissue at 1:50. showing cytoplasmic and nucleus staining. Negative control (the right) Using PBS instead of primary antibody, secondary antibody is Goat Anti-Rabbit IgG-biotin followed by avidin-peroxidase.

Submit a product review to Biocompare.com

Submit a review of this product to Biocompare.com to receive a \$20 Amazon.com giftcard! Your reviews help your fellow scientists make the right decisions. Thank you for your contribution.



Anti-Cyclin B1 (phospho-S126) CCNB1 Antibody

For Research Use Only. Not for use in diagnostic procedures.