

Anti-Ubiquilin1 Antibody (Center)

Catalog Number: A00823

About UBQLN1

Ubiquilin 1 (UBQLN1), also known as DA41, was isolated from an adult rat lung cDNA library, and encodes a cellular protein that associates with DAN.1 DAN expression is reduced in rat fibroblast 3Y1 cells transformed with mouse sarcoma virus and in rodent fibroblasts transformed with a variety of oncogenes. The DAN-DA41 interaction is mediated through the N-terminal domain and a cysteine-knot region of DAN. Human DA41 encodes a 589-amino acid protein with 86% amino acid sequence identity with rat protein.2 DA41 expression is regulated in a cell cycle-dependent manner. PLIC1 and PLIC2 (UBQLN2) are homologs of the mouse Plics (proteins linking integrin-associated protein (IAP) and cytoskeleton) and the yeast Dsk2 protein. PLIC1, also called UBQLN1, shares 72% amino acid identity with PLIC2.3 Two motifs are conserved in the mammalian PLICs and yeast Dsk2, an N-terminal ubiquitin-like (UBL) domain and a C-terminal ubiquitin-associated (UBA) domain. Unlike ubiquitin, the UBL domain of the PLICs does not have a diglycine motif in its C terminus. The UBA domain is present in multiple enzyme classes of the ubiquitination machinery. Human PLICs associate with both proteasomes and ubiquitin ligases in large complexes. Overexpression of PLICs impairs the in vivo degradation of 2 unrelated ubiquitin-dependent proteasome substrates, p53 and I-kappa-B-alpha (NFKBIA), but not a ubiquitin-independent substrate. PLICs may link the ubiquitination machinery to the proteasome to affect in vivo protein degradation. The DA41 gene maps to chromosome 9q21.2-q21.3, a position overlapping a candidate tumor suppressor locus for bladder cancer.2

Overview

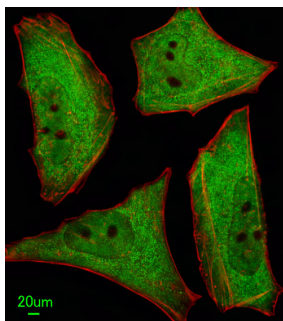
Product Name	Anti-Ubiquilin1 Antibody (Center)
Reactive Species	Human, Mouse
Description	Boster Bio Anti-Ubiquilin1 Antibody (Center) (Catalog # A00823). Tested in IF, WB, IHC-P application(s). This antibody reacts with Human, Mouse.
Application	IF, IHC-P, WB
Clonality	Polyclonal
Formulation	Purified polyclonal antibody supplied in PBS with 0.09% (W/V) sodium azide.
Storage Instructions	Maintain refrigerated at 2-8°C for up to 2 weeks. For long-term storage, store at -20°C in small aliquots to prevent freeze-thaw cycles.
Host	Rabbit
Uniprot ID	Q9UMX0

Technical Details

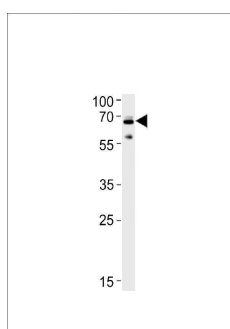
Immunogen	This Ubiquilin1 antibody is generated from rabbits immunized with a KLH conjugated synthetic peptide between 296-326 amino acids from the Central region of human Ubiquilin1.
Predicted Reactive Species	Rat
Recommended Detection Systems	Boster recommends Enhanced Chemiluminescent Kit with anti-Rabbit IgG (EK1002) for Western

	blot, and HRP Conjugated anti-Rabbit IgG Super Vision Assay Kit (SV0002-1) for IHC(P).
Cross Reactivity	No cross reactivity with other proteins.
Isotype	Rabbit IgG
Form	Liquid
Purification	This antibody is prepared by Saturated Ammonium Sulfate (SAS) precipitation followed by dialysis against PBS.
Suggested Dilutions	IF: 1:100 WB: 1:1000 IHC-P: 1:50-1:100

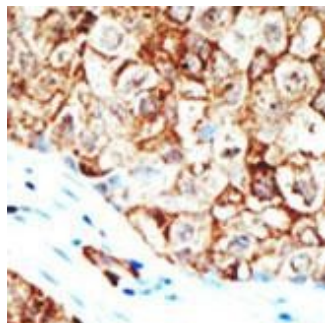
Anti-Ubiquilin1 Antibody (Center) (A00823) Images



Immunofluorescent analysis of HeLa cells, using Ubiquilin1 Antibody (Center) . A00823 was diluted at 1:100 dilution. Alexa Fluor 488-conjugated goat anti-rabbit IgG at 1:400 dilution was used as the secondary antibody (green). Cytoplasmic actin was counterstained with Dylight Fluor® 554 (red) conjugated Phalloidin (red).



Ubiquilin1 Antibody (P311) (Cat. # A00823) western blot analysis in SH-SY5Y cell line lysates (35ug/lane). This demonstrates the Ubiquilin1 antibody detected the Ubiquilin1 protein (arrow).



Formalin-fixed and paraffin-embedded human cancer tissue reacted with the primary antibody, which was peroxidase-conjugated to the secondary antibody, followed by AEC staining. This data demonstrates the use of this antibody for immunohistochemistry; clinical relevance has not been evaluated. BC = breast carcinoma; HC = hepatocarcinoma.

Submit a product review to [Biocompare.com](https://www.biocompare.com)

Submit a review of this product to [Biocompare.com](https://www.biocompare.com) to receive a \$20 Amazon.com giftcard! Your reviews help your fellow scientists make the right decisions. Thank you for your contribution.



Anti-Ubiquilin1 Antibody (Center)

For Research Use Only. Not for use in diagnostic procedures.