

Anti-SPARC Antibody

Catalog Number: A00862

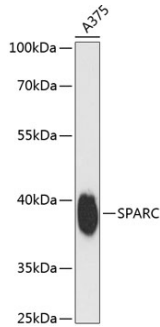
Overview

Product Name	Anti-SPARC Antibody
Reactive Species	Human, Mouse, Rat
Description	Boster Bio Anti-SPARC Antibody catalog # A00862. Tested in WB,IHC-P,ICC/IF applications. This antibody reacts with Human,Mouse,Rat.
Application	IF, IHC-P, ICC, WB
Clonality	Polyclonal
Formulation	Rabbit IgG, 1mg/ml in PBS with 0.02% sodium azide, 50% glycerol, pH7.2
Storage Instructions	Store at -20°C for one year. For short term storage and frequent use, store at 4°C for up to one month. Avoid repeated freeze-thaw cycles.
Host	Rabbit
Uniprot ID	P09486

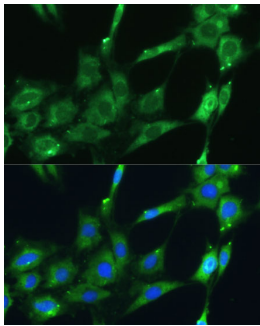
Technical Details

Immunogen	Recombinant fusion protein containing a sequence corresponding to amino acids 18-303 of human SPARC (NP_003109.1).
Cross Reactivity	No cross reactivity with other proteins.
Isotype	IgG
Form	Liquid
Concentration	1 mg/ml
Purification	The antibody was affinity-purified from rabbit antiserum by affinity-chromatography using epitope-specific immunogen and the purity is > 95% (by SDS-PAGE).
Suggested Dilutions	WB :1:500-1:2000 IHC-P: 1:50-1:100 ICC/IF: 1:50-1:100

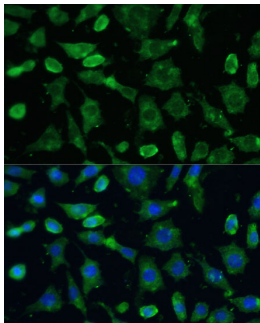
Anti-SPARC Antibody (A00862) Images



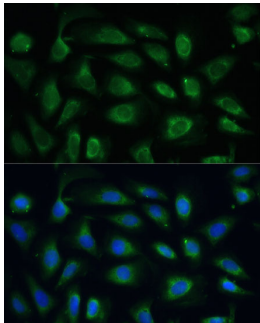
Western blot analysis of extracts of A375 cells, using SPARC antibody at 1:3000 dilution.



Immunofluorescence analysis of C6 cells using SPARC Polyclonal Antibody at dilution of 1:100 (40x lens).



Immunofluorescence analysis of L-929 cells using SPARC Polyclonal Antibody at dilution of 1:100 (40x lens).



Immunofluorescence analysis of U-20S cells using SPARC Polyclonal Antibody at dilution of 1:100 (40x lens).

Submit a product review to Biocompare.com

Submit a review of this product to Biocompare.com to receive a \$20 Amazon.com giftcard! Your reviews help your fellow scientists make the right decisions. Thank you for your contribution.



Anti-SPARC Antibody

For Research Use Only. Not for use in diagnostic procedures.