

Anti-FoxC1/2 Antibody

Catalog Number: A00962-1

Overview

Product Name	Anti-FoxC1/2 Antibody
Reactive Species	Human, Mouse, Rat
Description	Boster Bio Anti-FoxC1/2 Antibody catalog # A00962-1. Tested in WB, IHC, IF, ELISA applications. This antibody reacts with Human, Mouse, Rat.
Application	ELISA, IF, IHC, WB
Clonality	Polyclonal
Formulation	Liquid in PBS containing 50% glycerol, 0.5% stabilizing protein and 0.02% sodium azide. *This antibody is supplied in a stabilized formulation. Compatibility with conjugation reactions depends on the chemistry of the conjugation method used. For conjugation methods that are not compatible with the stabilizing components present in this formulation, a carrier-free antibody format is required.
Storage Instructions	Store at -20°C for one year. For short term storage and frequent use, store at 4°C for up to one month. Avoid repeated freeze-thaw cycles.
Host	Rabbit
Uniprot ID	Q12948


Technical Details

Immunogen	The antiserum was produced against synthesized peptide derived from human FOXC1/2. AA range:151-200
Isotype	IgG
Form	Liquid
Concentration	1 mg/ml
Purification	Immunogen affinity purified
Suggested Dilutions	WB 1:500-1:2000 IHC 1:100-1:300 IF 1:200-1:1000 ELISA 1:40000

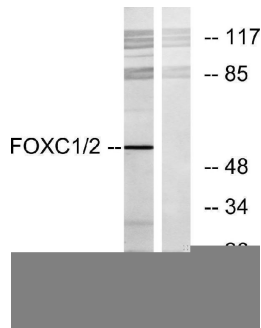
Anti-FoxC1/2 Antibody (A00962-1) Images



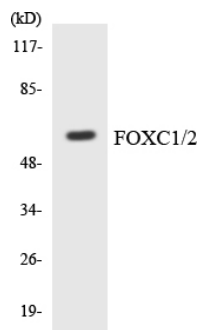
Immunohistochemical analysis of paraffin-embedded human tonsil. 1, Tris-EDTA, pH 9.0 was used for antigen retrieval. 2 Antibody was diluted at 1:200 (4° overnight). 3, Secondary antibody was diluted at 1:200 (room temperature, 45min).



Western Blot analysis of HeLa cells using FoxC1/2 Polyclonal Antibody diluted at 1:2000. Cells nucleus extracted by Minute TM Cytoplasmic and Nuclear Fractionation kit.



Western blot analysis of lysates from RAW264.7 cells, using FOXC1/2 Antibody. The lane on the right is blocked with the synthesized peptide.



Western blot analysis of the lysates from Jurkat cells using FOXC1/2 antibody.

Submit a product review to Biocompare.com

Submit a review of this product to Biocompare.com to receive a \$20 Amazon.com giftcard! Your reviews help your fellow scientists make the right decisions. Thank you for your contribution.



Anti-FoxC1/2 Antibody

For Research Use Only. Not for use in diagnostic procedures.