

Anti-IL-12B p40 Antibody

Catalog Number: A01152

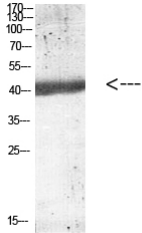
Overview

Product Name	Anti-IL-12B p40 Antibody
Reactive Species	Human, Mouse
Description	Boster Bio Anti-IL-12B p40 Antibody catalog # A01152. Tested in ELISA, IHC, WB applications. This antibody reacts with Human.
Application	ELISA, IF, IHC, WB
Clonality	Polyclonal
Formulation	PBS, pH 7.4, containing 0.02% sodium azide as Preservative and 50% Glycerol.
Storage Instructions	Store at -20°C for one year. For short term storage and frequent use, store at 4°C for up to one month. Avoid repeated freeze-thaw cycles.
Host	Rabbit
Uniprot ID	P29460

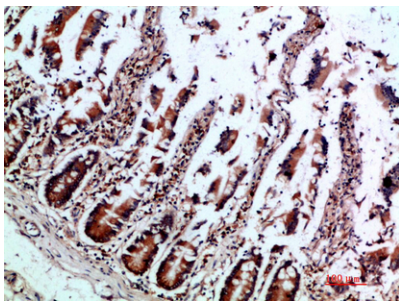
Technical Details

Immunogen	Synthetic peptide from human protein at AA range: 241-290
Cross Reactivity	No cross reactivity with other proteins.
Isotype	IgG
Form	Liquid
Concentration	1 mg/ml
Purification	The antibody was affinity-purified from rabbit serum by affinity-chromatography using specific immunogen.
Suggested Dilutions	WB 1:500-2000 IHC 1:500-200 ELISA 1:10000-20000 IF 1:50-200

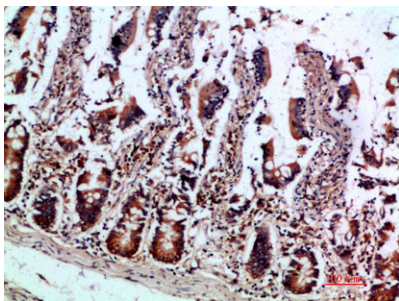
Anti-IL-12B p40 Antibody (A01152) Images



Western blotting validation for Anti-IL-12B p40 Antibody A01152 Western blot analysis of mouse-kidney lysate



Immunohistochemistry validation of IL12B using Anti-IL-12B p40 Antibody (A01152). Immunohistochemical analysis of paraffin-embedded human-colon



Immunohistochemistry validation of IL12B using Anti-IL-12B p40 Antibody (A01152). Immunohistochemical analysis of paraffin-embedded human-colon

Submit a product review to [Biocompare.com](https://www.biocompare.com)

Submit a review of this product to [Biocompare.com](https://www.biocompare.com) to receive a \$20 Amazon.com giftcard! Your reviews help your fellow scientists make the right decisions. Thank you for your contribution.



Anti-IL-12B p40 Antibody

For Research Use Only. Not for use in diagnostic procedures.