

## Anti-Protein ALEX GNAS Antibody

Catalog Number: A01243

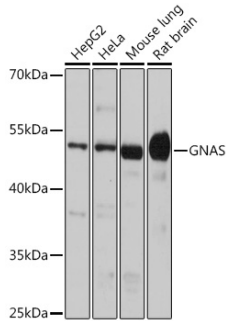
### Overview

Product Name	Anti-Protein ALEX GNAS Antibody
Reactive Species	Human, Mouse, Rat
Description	Boster Bio Anti-Protein ALEX GNAS Antibody catalog # A01243. Tested in WB,ICC/IF,IP applications. This antibody reacts with Human,Mouse,Rat.
Application	IP, IF, ICC, WB
Clonality	Polyclonal
Formulation	Rabbit IgG, 1mg/ml in PBS with 0.02% sodium azide, 50% glycerol, pH7.2
Storage Instructions	Store at -20°C for one year. For short term storage and frequent use, store at 4°C for up to one month. Avoid repeated freeze-thaw cycles.
Host	Rabbit
Uniprot ID	O95467/P63092/P84996/Q5JWF2

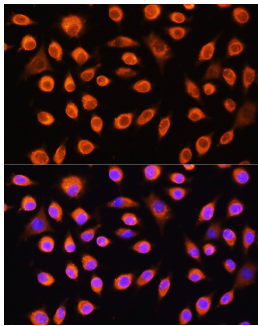
### Technical Details

Immunogen	A synthetic peptide of human GNAS(NP_000507.1).
Cross Reactivity	No cross reactivity with other proteins.
Isotype	IgG
Form	Liquid
Concentration	1 mg/ml
Purification	The antibody was affinity-purified from rabbit antiserum by affinity-chromatography using epitope-specific immunogen and the purity is > 95% (by SDS-PAGE).
Suggested Dilutions	WB: 1:500-1:2000 ICC/IF: 1:50-1:200 IP: 1:50-1:200

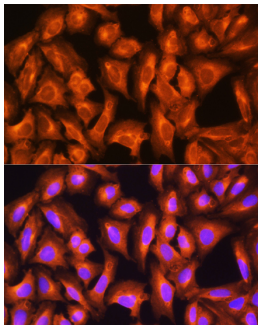
## Anti-Protein ALEX GNAS Antibody (A01243) Images



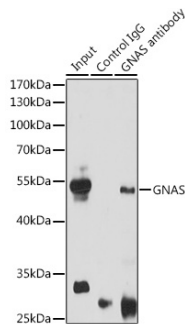
Western blot analysis of extracts of various cell lines, using GNAS antibody at 1:1000 dilution. Secondary antibody: HRP Goat Anti-Rabbit IgG at 1:10000 dilution. Lysates/proteins: 25ug per lane. Blocking buffer: 3% nonfat dry milk in TBST. Detection: ECL Basic Kit. Exposure time: 30s.



Immunofluorescence analysis of L929 cells using GNAS Rabbit pAb at dilution of 1:100. Blue: DAPI for nuclear staining.



Immunofluorescence analysis of U2OS cells using GNAS Rabbit pAb at dilution of 1:100. Blue: DAPI for nuclear staining.



Immunoprecipitation analysis of 200ug extracts of Mouse brain cells using 3ug GNAS antibody. Western blot was performed from the immunoprecipitate using GNAS antibody at a dilution of 1:1000.

**Submit a product review to Biocompare.com**

Submit a review of this product to Biocompare.com to receive a \$20 Amazon.com giftcard! Your reviews help your fellow scientists make the right decisions. Thank you for your contribution.



Anti-Protein ALEX GNAS Antibody

For Research Use Only. Not for use in diagnostic procedures.