

Anti-Cortactin (Y460) CTTN Antibody

Catalog Number: A01253Y460

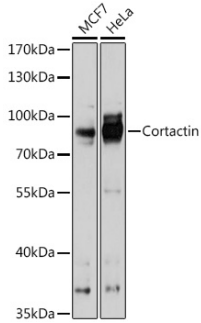
Overview

Product Name	Anti-Cortactin (Y460) CTTN Antibody
Reactive Species	Human, Mouse, Rat
Description	Boster Bio Anti-Cortactin (Y460) CTTN Antibody catalog # A01253Y460. Tested in WB,IHC,IF applications. This antibody reacts with Human,Mouse,Rat.
Application	IF, IHC, WB
Clonality	Polyclonal
Formulation	Rabbit IgG, 1mg/ml in PBS with 0.02% sodium azide, 50% glycerol, pH7.2
Storage Instructions	Store at -20°C for one year. For short term storage and frequent use, store at 4°C for up to one month. Avoid repeated freeze-thaw cycles.
Host	Rabbit
Uniprot ID	Q14247

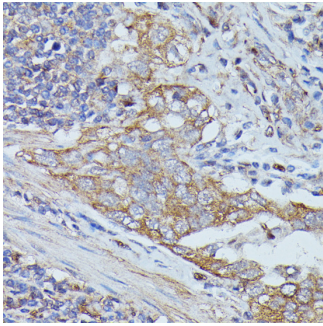
Technical Details

Immunogen	Recombinant fusion protein containing a sequence corresponding to amino acids 1-200 of human Cortactin (NP_612632.1).
Cross Reactivity	No cross reactivity with other proteins.
Isotype	IgG
Form	Liquid
Concentration	1 mg/ml
Purification	The antibody was affinity-purified from rabbit antiserum by affinity-chromatography using epitope-specific immunogen and the purity is > 95% (by SDS-PAGE).
Suggested Dilutions	WB: 1:500-1:2000 IHC: 1:50-1:100 IF: 1:50-1:100

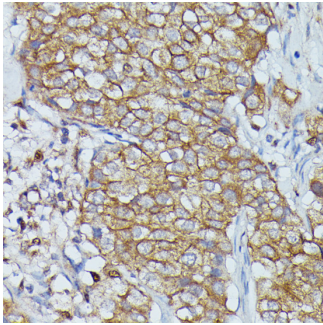
Anti-Cortactin (Y460) CTTN Antibody (A01253Y460) Images



Western blot analysis of extracts of various cell lines, using Cortactin antibody at 1:1000 dilution.



Immunohistochemistry of paraffin-embedded human lung cancer using Cortactin antibody at dilution of 1:100 (40x lens).



Immunohistochemistry of paraffin-embedded human mammary cancer using Cortactin antibody (A15054) at dilution of 1:100 (40x lens).

Submit a product review to [Biocompare.com](https://www.biocompare.com)

Submit a review of this product to [Biocompare.com](https://www.biocompare.com) to receive a \$20 Amazon.com giftcard! Your reviews help your fellow scientists make the right decisions. Thank you for your contribution.



Anti-Cortactin (Y460) CTTN Antibody

For Research Use Only. Not for use in diagnostic procedures.