

## Anti-beta-Actin ACTB Antibody

Catalog Number: A01263-2

### About ACTB

Actins are highly conserved proteins that are involved in cell motility, structure and integrity, processes that are crucial for tissue development and the development of organism. The actin cytoskeleton is one of the principal drivers of cell motility and is capable of responding to complex signaling cascades. Recent evidence suggests that it may play key roles in regulating apoptosis and aging. Beta actin is one of six different actin isoforms which have been identified. Like GAPDH, beta-Actin is constitutively expressed at high levels in almost all tissues and cell lines making it ideal for use as a loading control marker in immunoblots.

### Overview

Product Name	Anti-beta-Actin ACTB Antibody
Reactive Species	Human, Mouse, Rat
Description	Boster Bio Anti-beta-Actin ACTB Antibody (Catalog # A01263-2). Tested in ELISA, WB, IHC, IF applications. This antibody reacts with Human, Mouse, Rat.
Application	ELISA, IF, IHC, WB
Clonality	Polyclonal
Formulation	beta-Actin Antibody is supplied in PBS containing 0.02% sodium azide.
Storage Instructions	beta-Actin antibody can be stored at 4°C for three months and -20°C, stable for up to one year. Avoid repeated freeze-thaw cycles. Antibodies should not be exposed to prolonged high temperatures.
Host	Rabbit
Uniprot ID	P60709

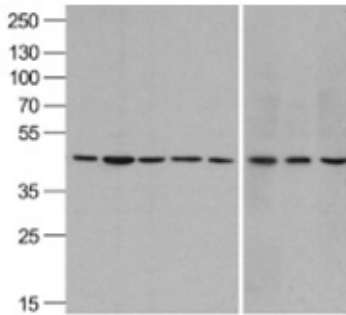
### Technical Details

Immunogen	b-actin antibody was raised against a 16 amino acid synthetic peptide from near the amino-terminus of human b-actin.
Predicted Reactive Species	Bovine, Chicken, Guinea Pig, Horse, Pig, Rabbit, Sheep
Isotype	IgG
Form	Liquid
Concentration	1 mg/mL
Purification	beta-Actin Antibody is affinity chromatography purified via peptide column.
Suggested Dilutions	b-actin antibody can be used for the detection of b-actin by Western blot at 0.5 - 2 ug/mL. Antibody

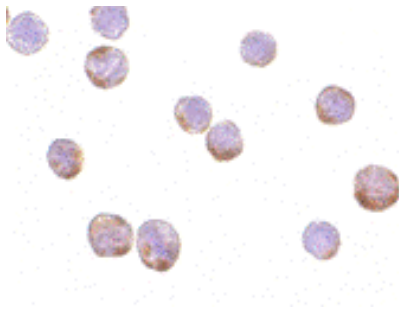
can also be used for immunohistochemistry starting at 1 ug/mL. For immunofluorescence start at 2 ug/mL.

Antibody validated: Western Blot in human and mouse samples; Immunocytochemistry in human samples and Immunofluorescence in human samples. All other applications and species not yet tested. Optimal dilutions for each application should be determined by the researcher.

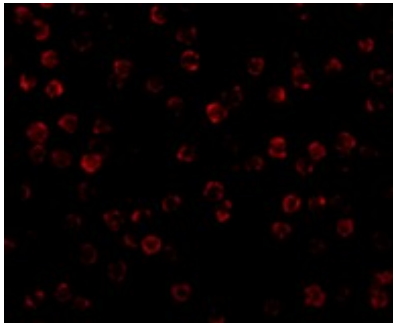
## Anti-beta-Actin ACTB Antibody (A01263-2) Images



Western blot analysis of beta-Actin in A431, Daudi, HepG2, HL60, Jurkat, Human brain, Mouse lung, and Chicken liver lysate with beta-Actin antibody at 1 ug/mL.



Immunocytochemistry of Actin in HeLa cells with Actin antibody at 1 ug/mL.



Immunofluorescence of beta-Actin in HeLa cells with beta-Actin antibody at 2 ug/mL.

## 74 Publications Citing This Product

1. PubMed ID: 31803051, Yang H, Lu Z, Huo C, Chen Y, Cao H, Xie P, Zhou H, Liu D, Liu J, Yu L. Liang-Ge-San, a Classic Traditional Chinese Medicine Formula, Attenuates Lipopolysaccharide-Induced Acute Lung Injury Through Up-Regulating miR-21. *Front Pharmacol.* 2019 Nov 14;10:1332. doi:10.3389/fphar.2019.01332. PMID:31803051; PMCID:PMC6868520.
2. PubMed ID: 30804664, Guo J, Tu J, Hu Y, Song G, Yin Z. Cathepsin G cleaves and activates IL-36gamma and promotes the inflammation of psoriasis. *Drug Des Devel Ther.* 2019 Feb 8;13:581-588. doi:10.2147/DDDT.S194765. PMID:30804664; PMCID:PMC6372007.
3. PubMed ID: 33939130, Li R, Gong Z, Yu Y, Niu R, Bian S, Sun Z. Alleviative Effects of Exercise on Bone Remodeling in Fluorosis Mice. *Biol Trace Elem Res.* 2021 May 3. doi:10.1007/s12011-021-02741-y. Epub ahead of print. PMID:33939130.

Visit [bosterbio.com/anti-beta-actin-actb-antibody-a01263-2-boster.html](https://www.bosterbio.com/anti-beta-actin-actb-antibody-a01263-2-boster.html) to see all 74 publications.

Submit a product review to [Biocompare.com](https://www.biocompare.com)

Submit a review of this product to Biocompare.com to receive a \$20 Amazon.com giftcard! Your reviews help your fellow scientists make the right decisions. Thank you for your contribution.



### Anti-beta-Actin ACTB Antibody

For Research Use Only. Not for use in diagnostic procedures.