

Anti-HSP60 (T547) HSPD1 Antibody

Catalog Number: A01280T547

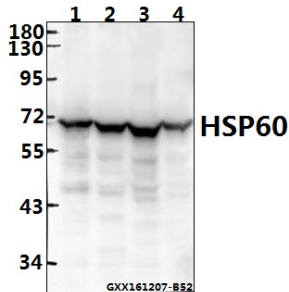
Overview

Product Name	Anti-HSP60 (T547) HSPD1 Antibody
Reactive Species	Human, Mouse, Rat
Description	Boster Bio Anti-HSP60 (T547) HSPD1 Antibody catalog # A01280T547. Tested in WB,IHC,IF applications. This antibody reacts with Human,Mouse,Rat.
Application	IF, IHC, WB
Clonality	Polyclonal
Formulation	Rabbit IgG, 1mg/ml in PBS with 0.02% sodium azide, 50% glycerol, pH7.2
Storage Instructions	Store at -20°C for one year. For short term storage and frequent use, store at 4°C for up to one month. Avoid repeated freeze-thaw cycles.
Host	Rabbit
Uniprot ID	P10809

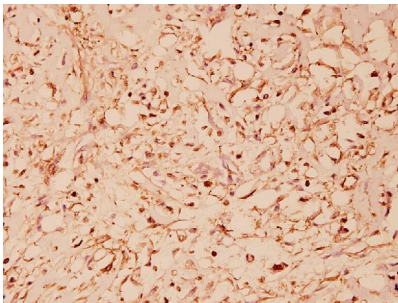
Technical Details

Immunogen	Synthetic peptide, corresponding to amino acids 511-560 of Human HSP60.
Cross Reactivity	No cross reactivity with other proteins.
Isotype	IgG
Form	Liquid
Concentration	1 mg/ml
Purification	The antibody was affinity-purified from rabbit antiserum by affinity-chromatography using epitope-specific immunogen and the purity is > 95% (by SDS-PAGE).
Suggested Dilutions	WB: 1:500-1:1000 IHC: 1:50-1:200 IF: 1:50-1:200

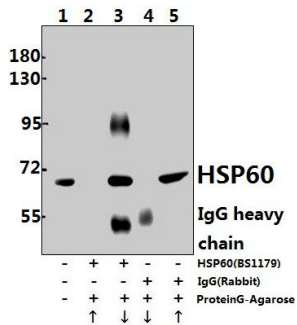
Anti-HSP60 (T547) HSPD1 Antibody (A01280T547) Images



Western blot (WB) analysis of HSP60 (T547) polyclonal antibody at 1:500 dilution Lane1:A549 whole cell lysate(40ug) Lane2:L02 whole cell lysate(40ug) Lane3:AML-12 whole cell lysate(40ug) Lane4:C6 whole cell lysate(40ug)



Immunohistochemistry (IHC) analyzes of HSP60 (T547) pAb in paraffin-embedded human breast carcinoma tissue at 1:100.



Immunoprecipitation of L02 cell lysate using HSP60 (T547) pAb (Sepharose Bead Conjugate) #BD0048(lane 2 and lane 3) and Nonspecific IgG Control (Sepharose Bead Conjugate)#BD0047 (lane 4 and lane 5) .Lane 1 is 30% input. The western blot was probed using HSP60 (T547) pAb #BS1179. "↑"supernatant; "↓"deposition

Submit a product review to Biocompare.com

Submit a review of this product to Biocompare.com to receive a \$20 Amazon.com giftcard! Your reviews help your fellow scientists make the right decisions. Thank you for your contribution.



Anti-HSP60 (T547) HSPD1 Antibody

For Research Use Only. Not for use in diagnostic procedures.