

Anti-p70 S6K (phospho-S418) RPS6KB1 Antibody

Catalog Number: A01475S418-1

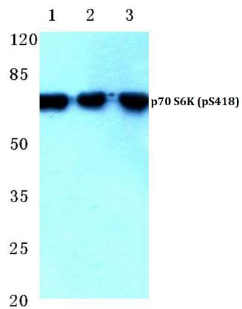
Overview

Product Name	Anti-p70 S6K (phospho-S418) RPS6KB1 Antibody
Reactive Species	Human, Mouse, Rat
Description	Boster Bio Anti-p70 S6K (phospho-S418) RPS6KB1 Antibody catalog # A01475S418-1. Tested in WB,IHC applications. This antibody reacts with Human,Mouse,Rat.
Application	IHC, WB
Clonality	Polyclonal
Formulation	Rabbit IgG, 1mg/ml in PBS with 0.02% sodium azide, 50% glycerol, pH7.2
Storage Instructions	Store at -20°C for one year. For short term storage and frequent use, store at 4°C for up to one month. Avoid repeated freeze-thaw cycles.
Host	Rabbit
Uniprot ID	P23443

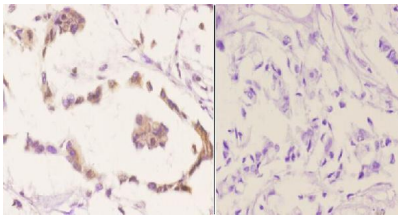
Technical Details

Immunogen	Synthetic phosphopeptide derived from human p70 S6K around the phosphorylation site of Serine 418.
Cross Reactivity	No cross reactivity with other proteins.
Isotype	IgG
Form	Liquid
Concentration	1 mg/ml
Purification	The antibody was affinity-purified from rabbit antiserum by affinity-chromatography using epitope-specific immunogen and the purity is > 95% (by SDS-PAGE).
Suggested Dilutions	WB: 1:500-1:1000 IHC: 1:50-1:200

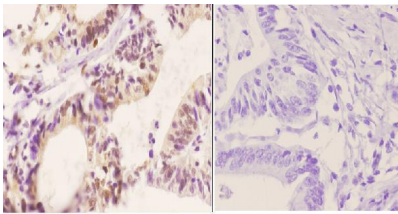
Anti-p70 S6K (phospho-S418) RPS6KB1 Antibody (A01475S418-1) Images



Western blot (WB) analysis of p-p70 S6K (S418) polyclonal antibody at 1:500 dilution Lane1:MCF-7 cell treated with EGF(0.1ng/ML,30min) Lane2:sp2/0 cell treated with EGF(0.1ng/ML,30min) Lane3:H9C2 cell treated with EGF(0.1ng/ML,30min)



Immunohistochemistry (IHC) analyzes of p-p70 S6K (S418) pAb in paraffin-embedded human breast carcinoma tissue at 1:50, showing cytoplasmic and nucleus staining. Negative control (the right) Using PBS instead of primary antibody, secondary antibody is Goat Anti-Rabbit IgG-biotin followed by avidin-peroxidase.



Immunohistochemistry (IHC) analyzes of p-p70 S6K (S418) pAb in paraffin-embedded human colon carcinoma tissue at 1:50, showing cytoplasmic and nucleus staining. Negative control (the right) Using PBS instead of primary antibody, secondary antibody is Goat Anti-Rabbit IgG-biotin followed by avidin-peroxidase.

Submit a product review to [Biocompare.com](https://www.biocompare.com)

Submit a review of this product to [Biocompare.com](https://www.biocompare.com) to receive a \$20 Amazon.com giftcard! Your reviews help your fellow scientists make the right decisions. Thank you for your contribution.



Anti-p70 S6K (phospho-S418) RPS6KB1 Antibody

For Research Use Only. Not for use in diagnostic procedures.