BOSTER
antibody and ELISA experts

BOSTER BIOLOGICAL TECHNOLOGY
3942 B Valley Ave, Pleasanton, CA 94566
888-466-3604 | support@bosterbio.com | www.bosterbio.com

Anti-Protein S100-A12 S100A12 Antibody

Catalog Number: A01478

Overview

Product Name	Anti-Protein S100-A12 S100A12 Antibody
Reactive Species	Human, Mouse, Rat
Description	Boster Bio Anti-Protein S100-A12 S100A12 Antibody catalog # A01478. Tested in WB,IHC,ICC/IF applications. This antibody reacts with Human,Mouse,Rat.
Application	IF, IHC, ICC, WB
Clonality	Polyclonal
Formulation	Rabbit IgG, 1mg/ml in PBS with 0.02% sodium azide, 50% glycerol, pH7.2
Storage Instructions	Store at -20°C for one year. For short term storage and frequent use, store at 4°C for up to one month. Avoid repeated freeze-thaw cycles.
Host	Rabbit
Uniprot ID	P80511

Technical Details

Immunogen	Recombinant fusion protein of human S100A12(NP_005612.1).
Cross Reactivity	No cross reactivity with other proteins.
Isotype	IgG
Form	Liquid
Concentration	1 mg/ml
Purification	The antibody was affinity-purified from rabbit antiserum by affinity-chromatography using epitope-specific immunogen and the purity is > 95% (by SDS-PAGE).
Suggested Dilutions	WB: 1:500-1:2000 IHC: 1:50-1:200 ICC/IF: 1:50-1:200

BOSTER
antibody and ELISA experts

BOSTER BIOLOGICAL TECHNOLOGY
3942 B Valley Ave, Pleasanton, CA 94566
888-466-3604 | support@bosterbio.com | www.bosterbio.com

Anti-Protein S100-A12 S100A12 Antibody (A01478) Images

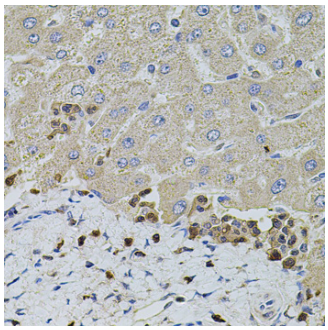

Western blot analysis of 293F, using S100A12 antibody at 1:990 dilution.Secondary antibody: HRP Goat Anti-Rabbit IgG at 1:10000 dilution.Lysates/proteins: 25ug per lane.Blocking buffer: 3% nonfat dry milk in TBST.Detection: ECL Basic Kit .Exposure time: 3s.

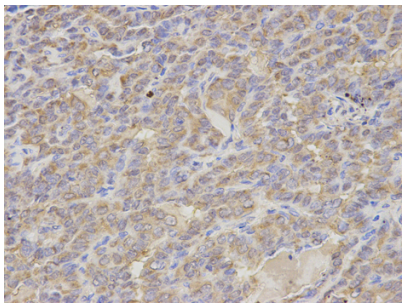

Immunohistochemistry of paraffin-embedded human colon carcinoma using S100A12 Rabbit pAb at dilution of 1:350 .Perform high pressure antigen retrieval with 10 mM citrate buffer pH 6.0 before commencing with IHC staining protocol.

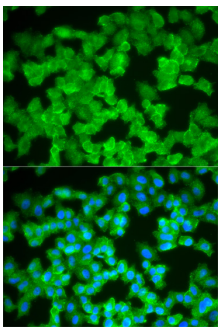

Immunohistochemistry of paraffin-embedded human esophageal cancer using S100A12 Rabbit pAb at dilution of 1:350 .Perform high pressure antigen retrieval with 10 mM citrate buffer pH 6.0 before commencing with IHC staining protocol.

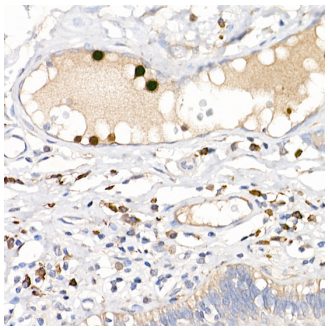

Immunohistochemistry of paraffin-embedded human esophagus using S100A12 Rabbit pAb at dilution of 1:350 .Perform high pressure antigen retrieval with 10 mM citrate buffer pH 6.0 before commencing with IHC staining protocol.

Submit a product review to Biocompare.com

Submit a review of this product to Biocompare.com to receive a $20 Amazon.com giftcard! Your reviews help your fellow scientists make the right decisions. Thank you for your contribution.

BOSTER BIOLOGICAL TECHNOLOGY
3942 B Valley Ave, Pleasanton, CA 94566
888-466-3604 | support@bosterbio.com | www.bosterbio.com

Anti-Protein S100-A12 S100A12 Antibody

For Research Use Only. Not for use in diagnostic procedures.