

## Anti-S100A12 Antibody

Catalog Number: A01478-1

### About S100A12

S100 calcium-binding protein A12 (S100A12) is a protein that in humans is encoded by the S100A12 gene. The protein encoded by this gene is a member of the S100 family of proteins containing 2 EF-hand calcium-binding motifs. S100 proteins are localized in the cytoplasm and/or nucleus of a wide range of cells, and involved in the regulation of a number of cellular processes such as cell cycle progression and differentiation. S100 genes include at least 13 members which are located as a cluster on chromosome 1q21. This protein is proposed to be involved in specific calcium-dependent signal transduction pathways and its regulatory effect on cytoskeletal components may modulate various neutrophil activities. The protein includes an antimicrobial peptide which has antibacterial activity.

### Overview

Product Name	Anti-S100A12 Antibody
Reactive Species	Human
Description	Boster Bio Anti-S100A12 Antibody catalog # A01478-1. Tested in IHC application. This antibody reacts with Human.
Application	IHC
Clonality	Polyclonal
Formulation	Each vial contains 4 mg Trehalose, 0.9 mg NaCl, 0.2 mg Na <sub>2</sub> HPO <sub>4</sub> .
Storage Instructions	At -20°C for one year from date of receipt. After reconstitution, at 4°C for one month. It can also be aliquotted and stored frozen at -20°C for six months. Avoid repeated freezing and thawing.
Host	Rabbit
Uniprot ID	P80511

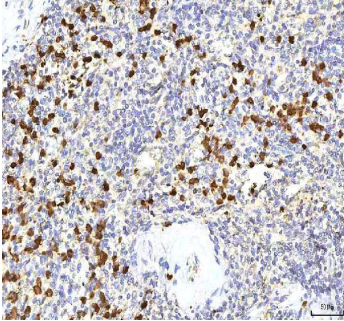
### Technical Details

Immunogen	A synthetic peptide corresponding to a sequence at the C-terminus of human S100A12.
Recommended Detection Systems	Boster recommends HRP Conjugated anti-Rabbit IgG Super Vision Assay Kit (SV0002-1) for IHC(P).
Cross Reactivity	No cross reactivity with other proteins.
Isotype	IgG
Form	Lyophilized
Concentration	Adding 0.2 ml of distilled water will yield a concentration of 500 µg/ml.
Purification	Immunogen affinity purified.

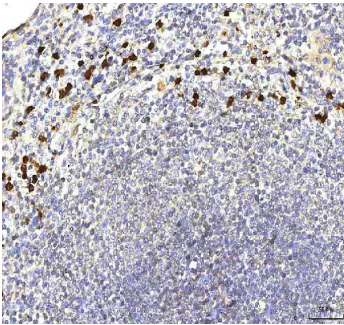
Suggested Dilutions

Immunohistochemistry(Paraffin-embedded Section), 1-2 µg/ml, Human

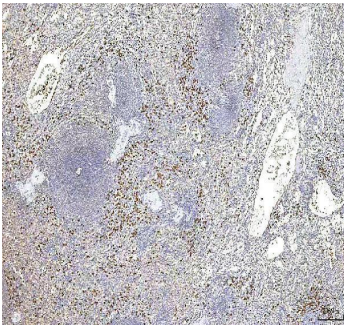
## Anti-S100A12 Antibody (A01478-1) Images



IHC analysis of S100A12 using anti-S100A12 antibody (A01478-1). S100A12 was detected in a paraffin-embedded section of human spleen tissue. Heat mediated antigen retrieval was performed in EDTA buffer (pH 8.0, epitope retrieval solution). The tissue section was blocked with 10% goat serum. The tissue section was then incubated with 2 ug/ml rabbit anti-S100A12 Antibody (A01478-1) overnight at 4°C. Peroxidase Conjugated Goat Anti-rabbit IgG was used as secondary antibody and incubated for 30 minutes at 37°C. The tissue section was developed using HRP Conjugated Rabbit IgG Super Vision Assay Kit (Catalog # SV0002) with DAB as the chromogen.



IHC analysis of S100A12 using anti-S100A12 antibody (A01478-1). S100A12 was detected in a paraffin-embedded section of human spleen tissue. Heat mediated antigen retrieval was performed in EDTA buffer (pH 8.0, epitope retrieval solution). The tissue section was blocked with 10% goat serum. The tissue section was then incubated with 2 ug/ml rabbit anti-S100A12 Antibody (A01478-1) overnight at 4°C. Peroxidase Conjugated Goat Anti-rabbit IgG was used as secondary antibody and incubated for 30 minutes at 37°C. The tissue section was developed using HRP Conjugated Rabbit IgG Super Vision Assay Kit (Catalog # SV0002) with DAB as the chromogen.



IHC analysis of S100A12 using anti-S100A12 antibody (A01478-1). S100A12 was detected in a paraffin-embedded section of human spleen tissue. Heat mediated antigen retrieval was performed in EDTA buffer (pH 8.0, epitope retrieval solution). The tissue section was blocked with 10% goat serum. The tissue section was then incubated with 2 ug/ml rabbit anti-S100A12 Antibody (A01478-1) overnight at 4°C. Peroxidase Conjugated Goat Anti-rabbit IgG was used as secondary antibody and incubated for 30 minutes at 37°C. The tissue section was developed using HRP Conjugated Rabbit IgG Super Vision Assay Kit (Catalog # SV0002) with DAB as the chromogen.

### Submit a product review to Biocompare.com

Submit a review of this product to Biocompare.com to receive a \$20 Amazon.com giftcard! Your reviews help your fellow scientists make the right decisions. Thank you for your contribution.



Anti-S100A12 Antibody

For Research Use Only. Not for use in diagnostic procedures.