

Anti-Integrin Alpha V ITGAV Antibody

Catalog Number: A01561-1

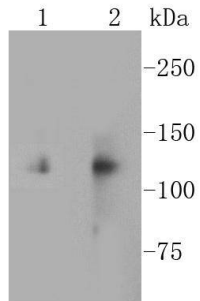
Overview

Product Name	Anti-Integrin Alpha V ITGAV Antibody
Reactive Species	Human, Mouse, Rat
Description	Boster Bio Anti-Integrin Alpha V ITGAV Antibody catalog # A01561-1. Tested in WB,Flow Cytometry applications. This antibody reacts with Human,Mouse,Rat.
Application	Flow Cytometry, WB
Clonality	Polyclonal
Formulation	Rabbit IgG, 1mg/ml in PBS with 0.02% sodium azide, 50% glycerol, pH7.2
Storage Instructions	Store at -20°C for one year. For short term storage and frequent use, store at 4°C for up to one month. Avoid repeated freeze-thaw cycles.
Host	Rabbit
Uniprot ID	P06756

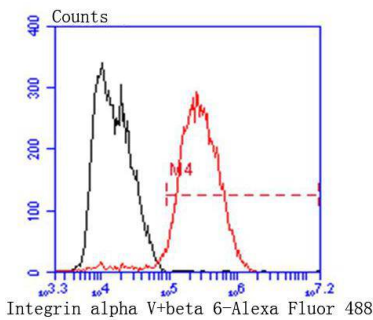
Technical Details

Immunogen	recombinant protein
Cross Reactivity	No cross reactivity with other proteins.
Isotype	IgG
Form	Liquid
Concentration	1 mg/ml
Purification	ProA affinity purified
Suggested Dilutions	WB: 1:1,000-1:2,000 FC: 1:50-1:100

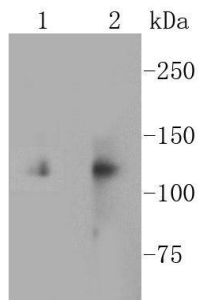
Anti-Integrin Alpha V ITGAV Antibody (A01561-1) Images



Western blot analysis of Integrin alpha V+beta 6 on different lysates using anti-Integrin alpha V+beta 6 antibody at 1/1,000 dilution. Positive control: Lane 1: A549 Lane 2: PC-12



Flow cytometric analysis of MCF-7 cells with Integrin alpha V antibody at 1/50 dilution (red) compared with an unlabelled control (cells without incubation with primary antibody; black). Alexa Fluor 488-conjugated goat anti rabbit IgG was used as the secondary antibody.



Western blot analysis of Integrin alpha V+beta 6 on different lysates using anti-Integrin alpha V+beta 6 antibody at 1/1,000 dilution. Positive control: Lane 1: A549 Lane 2: PC-12

Submit a product review to Biocompare.com

Submit a review of this product to Biocompare.com to receive a \$20 Amazon.com giftcard! Your reviews help your fellow scientists make the right decisions. Thank you for your contribution.



Anti-Integrin Alpha V ITGAV Antibody

For Research Use Only. Not for use in diagnostic procedures.