

Anti-Phospho-Fos B (S27) Antibody

Catalog Number: A01569S27

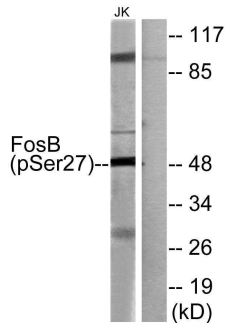
Overview

Product Name	Anti-Phospho-Fos B (S27) Antibody
Reactive Species	Human, Mouse
Description	Boster Bio Anti-Phospho-Fos B (S27) Antibody catalog # A01569S27. Tested in WB, IHC, IF, ELISA applications. This antibody reacts with Human, Mouse.
Application	ELISA, IF, IHC, WB
Clonality	Polyclonal
Formulation	Liquid in PBS containing 50% glycerol, 0.5% stabilizing protein and 0.02% sodium azide. *This antibody is supplied in a stabilized formulation. Compatibility with conjugation reactions depends on the chemistry of the conjugation method used. For conjugation methods that are not compatible with the stabilizing components present in this formulation, a carrier-free antibody format is required.
Storage Instructions	Store at -20°C for one year. For short term storage and frequent use, store at 4°C for up to one month. Avoid repeated freeze-thaw cycles.
Host	Rabbit
Uniprot ID	P53539

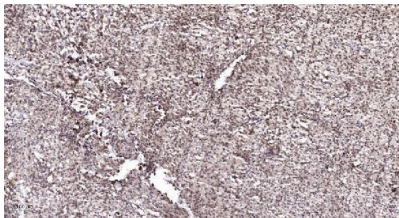
Technical Details

Immunogen	The antiserum was produced against synthesized peptide derived from human FosB around the phosphorylation site of Ser27. AA range:12-61
Cross Reactivity	No cross reactivity with other proteins.
Isotype	IgG
Form	Liquid
Concentration	1 mg/ml
Purification	The antibody was affinity-purified from rabbit antiserum by affinity-chromatography using epitope-specific immunogen.
Suggested Dilutions	WB 1:500-1:2000 IHC 1:100-1:300 IF 1:200-1:1000 ELISA 1:5000

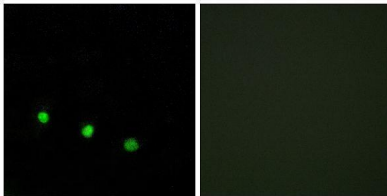
Anti-Phospho-Fos B (S27) Antibody (A01569S27) Images



Western blot analysis of FosB (Phospho-Ser27) Antibody. The lane on the right is blocked with the FosB (Phospho-Ser27) peptide.



Immunohistochemical analysis of paraffin-embedded human Colon cancer. 1, Antibody was diluted at 1:200 (4° overnight). 2, Tris-EDTA, pH9.0 was used for antigen retrieval. 3, Secondary antibody was diluted at 1:200 (room temperature, 45min).



Immunofluorescence analysis of HUVEC cells treated with EGF 200nM 5', using FosB (Phospho-Ser27) Antibody. The picture on the right is blocked with the phospho peptide.

Submit a product review to [Biocompare.com](https://www.biocompare.com)

Submit a review of this product to [Biocompare.com](https://www.biocompare.com) to receive a \$20 Amazon.com giftcard! Your reviews help your fellow scientists make the right decisions. Thank you for your contribution.



Anti-Phospho-Fos B (S27) Antibody

For Research Use Only. Not for use in diagnostic procedures.