

Anti-14-3-3 Epsilon (D238) YWHAE Antibody

Catalog Number: A01687-2

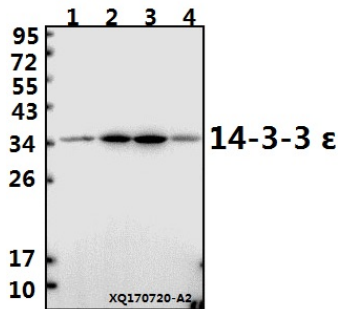
Overview

Product Name	Anti-14-3-3 Epsilon (D238) YWHAE Antibody
Reactive Species	Human, Mouse, Rat
Description	Boster Bio Anti-14-3-3 Epsilon (D238) YWHAE Antibody catalog # A01687-2. Tested in WB,IHC,IF applications. This antibody reacts with Human,Mouse,Rat.
Application	IF, IHC, WB
Clonality	Polyclonal
Formulation	Rabbit IgG, 1mg/ml in PBS with 0.02% sodium azide, 50% glycerol, pH7.2
Storage Instructions	Store at -20°C for one year. For short term storage and frequent use, store at 4°C for up to one month. Avoid repeated freeze-thaw cycles.
Host	Rabbit
Uniprot ID	P62258

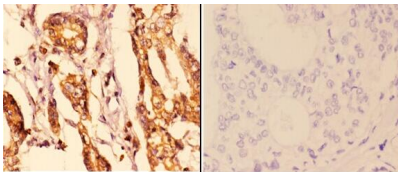
Technical Details

Immunogen	Synthetic peptide, corresponding to amino acids 200-250 of Human 14-3-3 epsilon.
Cross Reactivity	No cross reactivity with other proteins.
Isotype	IgG
Form	Liquid
Concentration	1 mg/ml
Purification	The antibody was affinity-purified from rabbit antiserum by affinity-chromatography using epitope-specific immunogen and the purity is > 95% (by SDS-PAGE).
Suggested Dilutions	WB: 1:500-1:1000 IHC: 1:50-1:200 IF: 1:50-1:200

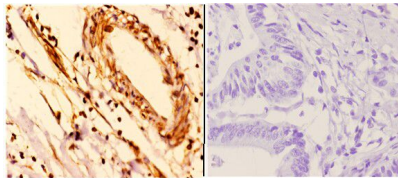
Anti-14-3-3 Epsilon (D238) YWHAE Antibody (A01687-2) Images



Western blot (WB) analysis of 14-3-3 epsilon (D238) pAb at 1:500 dilution Lane1:3T3-L1 whole cell lysate(40ug) Lane2:PC12 whole cell lysate(40ug) Lane3:HEK293T whole cell lysate(40ug) Lane4:A2780 whole cell lysate(40ug)



Immunohistochemistry (IHC) analyzes of 14-3-3 epsilon (D238) pAb in paraffin-embedded human breast carcinoma tissue at 1:50, showing cytoplasmic and nuclear staining. Negative control (the right) Using PBS instead of primary antibody, secondary antibody is Goat Anti-Rabbit IgG-biotin followed by avidin-peroxidase.



Immunohistochemistry (IHC) analyzes of 14-3-3 epsilon (D238) pAb in paraffin-embedded human colon carcinoma tissue at 1:50, showing cytoplasmic and nuclear staining. Negative control (the right) Using PBS instead of primary antibody, secondary antibody is Goat Anti-Rabbit IgG-biotin followed by avidin-peroxidase.

Submit a product review to Biocompare.com

Submit a review of this product to Biocompare.com to receive a \$20 Amazon.com giftcard! Your reviews help your fellow scientists make the right decisions. Thank you for your contribution.



Anti-14-3-3 Epsilon (D238) YWHAE Antibody

For Research Use Only. Not for use in diagnostic procedures.