

## Anti-RAC2 Antibody

Catalog Number: A01714-1

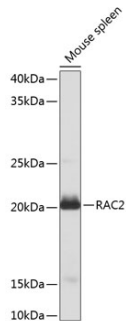
### Overview

Product Name	Anti-RAC2 Antibody
Reactive Species	Human, Mouse, Rat
Description	Boster Bio Anti-RAC2 Antibody catalog # A01714-1. Tested in WB,IHC,ICC/IF applications. This antibody reacts with Human,Mouse,Rat.
Application	IF, IHC, ICC, WB
Clonality	Polyclonal
Formulation	Rabbit IgG, 1mg/ml in PBS with 0.02% sodium azide, 50% glycerol, pH7.2
Storage Instructions	Store at -20°C for one year. For short term storage and frequent use, store at 4°C for up to one month. Avoid repeated freeze-thaw cycles.
Host	Rabbit
Uniprot ID	P15153

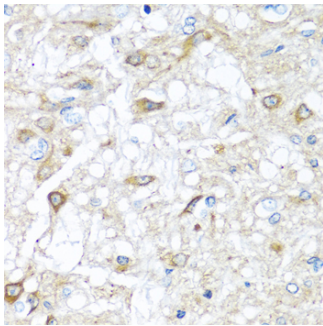
### Technical Details

Immunogen	A synthetic peptide of human RAC2(NP_002863.1).
Cross Reactivity	No cross reactivity with other proteins.
Isotype	IgG
Form	Liquid
Concentration	1 mg/ml
Purification	The antibody was affinity-purified from rabbit antiserum by affinity-chromatography using epitope-specific immunogen and the purity is > 95% (by SDS-PAGE).
Suggested Dilutions	WB: 1:500-1:2000 IHC: 1:50-1:100 ICC/IF: 1:50-1:100

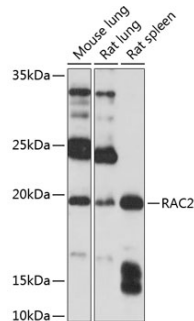
## Anti-RAC2 Antibody (A01714-1) Images



Western blot analysis of extracts of Mouse spleen, using RAC2 Polyclonal Antibody at 1:1000 dilution. Secondary antibody: HRP Goat Anti-Rabbit IgG at 1:10000 dilution. Lysates/proteins: 25ug per lane. Blocking buffer: 3% nonfat dry milk in TBST. Detection: ECL Basic Kit. Exposure time: 3s.



Immunohistochemistry of paraffin-embedded rat brain using RAC2 antibody at dilution of 1:100. Perform microwave antigen retrieval with 10 mM PBS buffer pH 7.2 before commencing with IHC staining protocol.



Western blot analysis of extracts of various cell lines, using RAC2 Polyclonal Antibody at 1:1000 dilution. Secondary antibody: HRP Goat Anti-Rabbit IgG at 1:10000 dilution. Lysates/proteins: 25ug per lane. Blocking buffer: 3% nonfat dry milk in TBST. Detection: ECL Basic Kit. Exposure time: 3min.

### Submit a product review to [Biocompare.com](https://www.biocompare.com)

Submit a review of this product to [Biocompare.com](https://www.biocompare.com) to receive a \$20 Amazon.com giftcard! Your reviews help your fellow scientists make the right decisions. Thank you for your contribution.



### Anti-RAC2 Antibody

For Research Use Only. Not for use in diagnostic procedures.