BOSTER
antibody and ELISA experts

BOSTER BIOLOGICAL TECHNOLOGY
3942 B Valley Ave, Pleasanton, CA 94566
888-466-3604 | support@bosterbio.com | www.bosterbio.com

# Anti-Phospho-FoxO4 (S197) Antibody

**Catalog Number:** A01819S197-1

## Overview

| | |
|---|---|
| Product Name | Anti-Phospho-FoxO4 (S197) Antibody |
| Reactive Species | Human, Mouse |
| Description | Boster Bio Anti-Phospho-FoxO4 (S197) Antibody catalog # A01819S197-1. Tested in WB, IHC, IF, ELISA applications. This antibody reacts with Human, Mouse. |
| Application | ELISA, IF, IHC, WB |
| Clonality | Polyclonal |
| Formulation | Liquid in PBS containing 50% glycerol, 0.5% stabilizing protein and 0.02% sodium azide.<br>*This antibody is supplied in a stabilized formulation.<br>Compatibility with conjugation reactions depends on the chemistry of the conjugation method used. For conjugation methods that are not compatible with the stabilizing components present in this formulation, a carrier-free antibody format is required. |
| Storage Instructions | Store at -20°C for one year. For short term storage and frequent use, store at 4°C for up to one month. Avoid repeated freeze-thaw cycles. |
| Host | Rabbit |
| Uniprot ID | P98177 |

## Technical Details

| | |
|---|---|
| Immunogen | The antiserum was produced against synthesized peptide derived from human AFX around the phosphorylation site of Ser197. AA range:164-213 |
| Cross Reactivity | No cross reactivity with other proteins. |
| Isotype | IgG |
| Form | Liquid |
| Concentration | 1 mg/ml |
| Purification | The antibody was affinity-purified from rabbit antiserum by affinity-chromatography using epitope-specific immunogen. |
| Suggested Dilutions | WB 1:500-1:2000<br>IHC 1:100-1:300<br>ELISA 1:20000<br>IF 1:50-200 |

BOSTER
antibody and ELISA experts

BOSTER BIOLOGICAL TECHNOLOGY
3942 B Valley Ave, Pleasanton, CA 94566
888-466-3604 | support@bosterbio.com | www.bosterbio.com

# Anti-Phospho-FoxO4 (S197) Antibody (A01819S197-1) Images

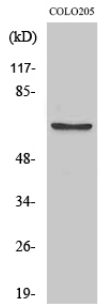


Western Blot analysis of various cells using Phospho-FoxO4 (S197) Polyclonal Antibody

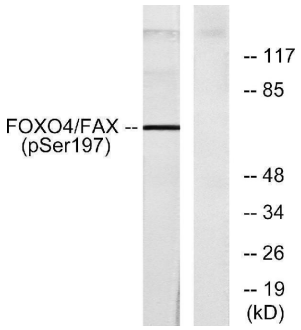


Western blot analysis of lysates from 293 cells treated with serum, using AFX (Phospho-Ser197) Antibody. The lane on the right is blocked with the phospho peptide.

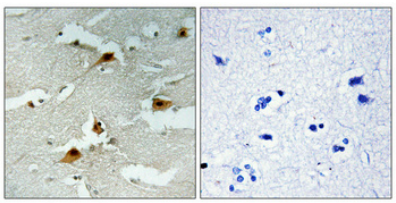

Immunohistochemical analysis of paraffin-embedded Human brain. Antibody was diluted at 1:100 (4° overnight). High-pressure and temperature Tris-EDTA, pH8.0 was used for antigen retrieval. Negetive contrl (right) obtaned from antibody was pre-absorbed by immunogen peptide.

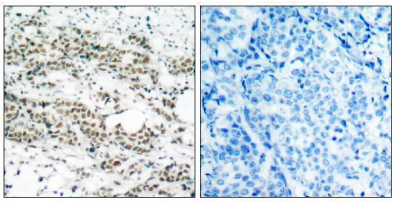

Immunohistochemistry analysis of paraffin-embedded human breast carcinoma, using AFX (Phospho-Ser197) Antibody. The picture on the right is blocked with the phospho peptide.

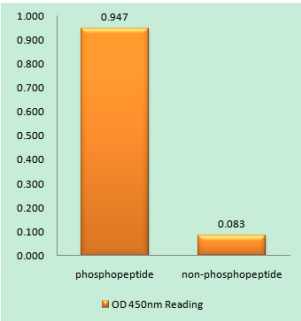


Enzyme-Linked Immunosorbent Assay (Phospho-ELISA) for Immunogen Phosphopeptide (Phospho-left) and Non-Phosphopeptide (Phospho-right), using AFX (Phospho-Ser197) Antibody

## Submit a product review to Biocompare.com

Submit a review of this product to Biocompare.com to receive a $20 Amazon.com giftcard! Your

BOSTER BIOLOGICAL TECHNOLOGY
3942 B Valley Ave, Pleasanton, CA 94566
888-466-3604 | support@bosterbio.com | www.bosterbio.com

reviews help your fellow scientists make the right decisions. Thank you for your contribution.

Anti-Phospho-FoxO4 (S197) Antibody

For Research Use Only. Not for use in diagnostic procedures.