

Anti-Bone morphogenetic protein 15 BMP15 Antibody

Catalog Number: A01842-3

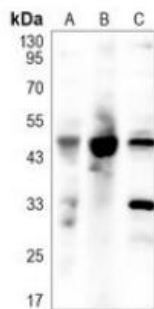
Overview

Product Name	Anti-Bone morphogenetic protein 15 BMP15 Antibody
Reactive Species	Human, Mouse, Rat
Description	Boster Bio Anti-Bone morphogenetic protein 15 BMP15 Antibody catalog # A01842-3. Tested in WB,IHC,IF applications. This antibody reacts with Human,Mouse,Rat.
Application	IF, IHC, WB
Clonality	Polyclonal
Formulation	Rabbit IgG, 1mg/ml in PBS with 0.02% sodium azide, 50% glycerol, pH7.2
Storage Instructions	Store at -20°C for one year. For short term storage and frequent use, store at 4°C for up to one month. Avoid repeated freeze-thaw cycles.
Host	Rabbit
Uniprot ID	O95972

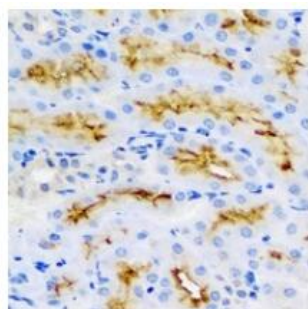
Technical Details

Immunogen	Recombinant full length protein of human BMP15.
Cross Reactivity	No cross reactivity with other proteins.
Isotype	IgG
Form	Liquid
Concentration	1 mg/ml
Purification	The antibody was affinity-purified from rabbit antiserum by affinity-chromatography using epitope-specific immunogen and the purity is > 95% (by SDS-PAGE).
Suggested Dilutions	WB: 1:500-1:2000 IHC: 1:50-1:200 IF: 1:50-1:100

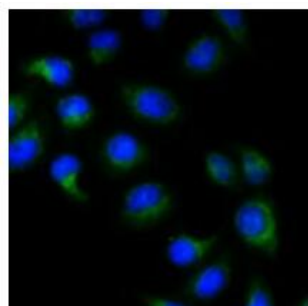
Anti-Bone morphogenetic protein 15 BMP15 Antibody (A01842-3) Images



Western blot analysis of BMP15 expression in HCT116 (A), mouse heart (B), rat heart (C) whole cell lysates.



Immunohistochemical analysis of BMP15 staining in rat kidney formalin fixed paraffin embedded tissue section.



Immunofluorescent analysis of BMP15 staining in MCF7 cells.

Submit a product review to [Biocompare.com](https://www.biocompare.com)

Submit a review of this product to [Biocompare.com](https://www.biocompare.com) to receive a \$20 Amazon.com giftcard! Your reviews help your fellow scientists make the right decisions. Thank you for your contribution.



Anti-Bone morphogenetic protein 15 BMP15 Antibody

For Research Use Only. Not for use in diagnostic procedures.