

## Anti-ACP1 Antibody

Catalog Number: A02167

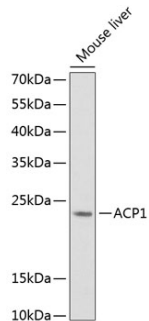
### Overview

|                      |  |
|----------------------|--|
| Product Name         | Anti-ACP1 Antibody   |
| Reactive Species     | Human, Mouse   |
| Description          | Boster Bio Anti-ACP1 Antibody catalog # A02167. Tested in WB,IHC applications. This antibody reacts with Human,Mouse.                      |
| Application          | IHC, WB  |
| Clonality            | Polyclonal   |
| Formulation          | Rabbit IgG, 1mg/ml in PBS with 0.02% sodium azide, 50% glycerol, pH7.2   |
| Storage Instructions | Store at -20°C for one year. For short term storage and frequent use, store at 4°C for up to one month. Avoid repeated freeze-thaw cycles. |
| Host                 | Rabbit   |
| Uniprot ID           | P24666   |

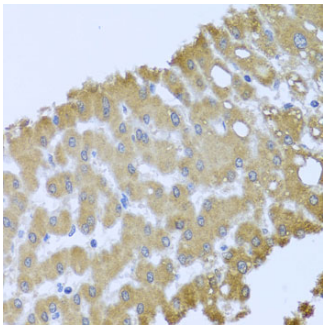
### Technical Details

|                     |   |
|---------------------|---|
| Immunogen           | Recombinant fusion protein of human ACP1(NP_009030.1).  |
| Isotype             | IgG   |
| Form                | Liquid  |
| Concentration       | 1 mg/ml   |
| Purification        | The antibody was affinity-purified from rabbit antiserum by affinity-chromatography using epitope-specific immunogen and the purity is > 95% (by SDS-PAGE). |
| Suggested Dilutions | WB: 1:500-1:2000<br>IHC: 1:50-1:100   |

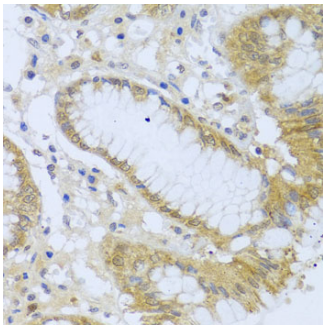
## Anti-ACP1 Antibody (A02167) Images



Western blot analysis of extracts of mouse liver, using ACP1 Antibody at 1:1000 dilution. Secondary antibody: HRP Goat Anti-Rabbit IgG at 1:10000 dilution. Lysates/proteins: 25ug per lane. Blocking buffer: 3% nonfat dry milk in TBST.



Immunohistochemistry of paraffin-embedded mouse kidney using ACP1 antibody at dilution of 1:100. Perform microwave antigen retrieval with 10 mM PBS buffer pH 7.2 before commencing with IHC staining protocol.



Immunohistochemistry of paraffin-embedded human liver damage using ACP1 antibody at dilution of 1:100. Perform microwave antigen retrieval with 10 mM PBS buffer pH 7.2 before commencing with IHC staining protocol.

### Submit a product review to Biocompare.com

Submit a review of this product to Biocompare.com to receive a \$20 Amazon.com giftcard! Your reviews help your fellow scientists make the right decisions. Thank you for your contribution.



### Anti-ACP1 Antibody

For Research Use Only. Not for use in diagnostic procedures.