

Anti-MCM4 (P50) Antibody

Catalog Number: A02301

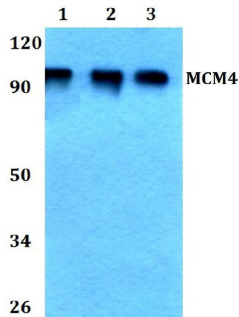
Overview

Product Name	Anti-MCM4 (P50) Antibody
Reactive Species	Human, Mouse, Rat
Description	Boster Bio Anti-MCM4 (P50) Antibody catalog # A02301. Tested in WB,IHC applications. This antibody reacts with Human,Mouse,Rat.
Application	IHC, WB
Clonality	Polyclonal
Formulation	Rabbit IgG, 1mg/ml in PBS with 0.02% sodium azide, 50% glycerol, pH7.2
Storage Instructions	Store at -20°C for one year. For short term storage and frequent use, store at 4°C for up to one month. Avoid repeated freeze-thaw cycles.
Host	Rabbit
Uniprot ID	P33991

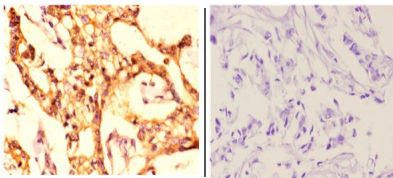
Technical Details

Immunogen	Synthetic peptide, corresponding to amino acids 30-80 of Human MCM4.
Isotype	IgG
Form	Liquid
Concentration	1 mg/ml
Purification	The antibody was affinity-purified from rabbit antiserum by affinity-chromatography using epitope-specific immunogen and the purity is > 95% (by SDS-PAGE).
Suggested Dilutions	WB: 1:500-1:1000 IHC: 1:50-1:200

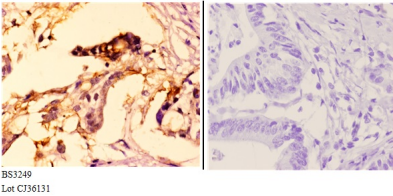
Anti-MCM4 (P50) Antibody (A02301) Images



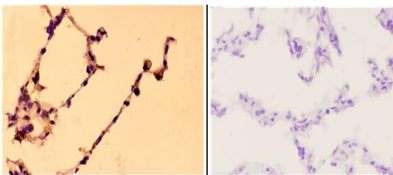
Western blot (WB) analysis of MCM4 (P50) polyclonal antibody at 1:500 dilution Lane1:HEK293T whole cell lysate Lane2:Raw264.7 whole cell lysate Lane3:PC12 whole cell lysate



Immunohistochemistry (IHC) analyzes of MCM4 (P50) pAb in paraffin-embedded human breast carcinoma tissue at 1:50. showing Nucleus and cytoplasmic staining. Negative control (the right) Using PBS instead of primary antibody, secondary antibody is Goat Anti-Rabbit IgG-biotin followed by avidin-peroxidase.



Immunohistochemistry (IHC) analyzes of MCM4 (P50) pAb in paraffin-embedded human colon carcinoma tissue at 1:51. showing Nucleus and cytoplasmic staining. Negative control (the right) Using PBS instead of primary antibody, secondary antibody is Goat Anti-Rabbit IgG-biotin followed by avidin-peroxidase.



Immunohistochemistry (IHC) analyzes of MCM4 (P50) pAb in paraffin-embedded human lung carcinoma tissue at 1:50. showing Nucleus and cytoplasmic staining. Negative control (the right) Using PBS instead of primary antibody, secondary antibody is Goat Anti-Rabbit IgG-biotin followed by avidin-peroxidase.

Submit a product review to [Biocompare.com](https://www.biocompare.com)

Submit a review of this product to [Biocompare.com](https://www.biocompare.com) to receive a \$20 Amazon.com giftcard! Your reviews help your fellow scientists make the right decisions. Thank you for your contribution.



Anti-MCM4 (P50) Antibody

For Research Use Only. Not for use in diagnostic procedures.