

Anti-Poly(rC)-binding protein 2 PCBP2 Antibody

Catalog Number: A02425

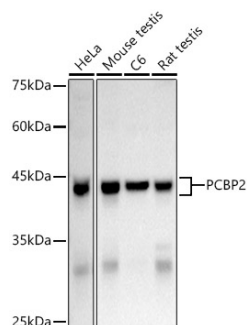
Overview

Product Name	Anti-Poly(rC)-binding protein 2 PCBP2 Antibody
Reactive Species	Human, Mouse, Rat
Description	Boster Bio Anti-Poly (rC)-binding protein 2 PCBP2 Antibody catalog # A02425. Tested in WB,IHC,ICC/IF applications. This antibody reacts with Human,Mouse,Rat.
Application	IF, IHC, ICC, WB
Clonality	Polyclonal
Formulation	Rabbit IgG, 1mg/ml in PBS with 0.02% sodium azide, 50% glycerol, pH7.2
Storage Instructions	Store at -20°C for one year. For short term storage and frequent use, store at 4°C for up to one month. Avoid repeated freeze-thaw cycles.
Host	Rabbit
Uniprot ID	Q15366

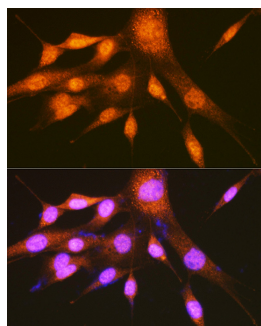
Technical Details

Immunogen	A synthetic peptide of human hnRNP E2/PCBP2(NP_001122383.1).
Isotype	IgG
Form	Liquid
Concentration	1 mg/ml
Purification	The antibody was affinity-purified from rabbit antiserum by affinity-chromatography using epitope-specific immunogen and the purity is > 95% (by SDS-PAGE).
Suggested Dilutions	WB: 1:500-1:2000 IHC: 1:50-1:200 ICC/IF: 1:50-1:200

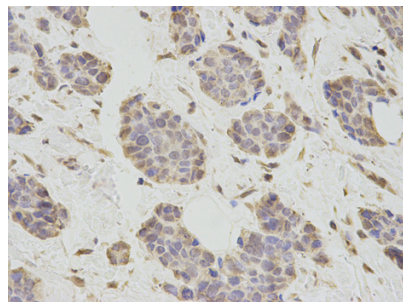
Anti-Poly(rC)-binding protein 2 PCBP2 Antibody (A02425) Images



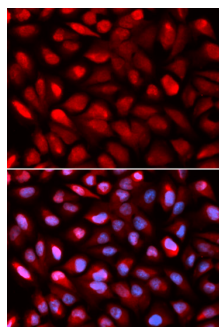
Western blot analysis of extracts of various cell lines, using hnRNP E2/PCBP2 Rabbit pAb antibody at 1:1000 dilution. Secondary antibody: HRP Goat Anti-Rabbit IgG at 1:10000 dilution. Lysates/proteins: 25ug per lane. Blocking buffer: 3% nonfat dry milk in TBST. Detection: ECL Basic Kit. Exposure time: 10s.



Immunofluorescence analysis of NIH-3T3 cells using hnRNP E2/PCBP2 Rabbit pAb at dilution of 1:100. Blue: DAPI for nuclear staining.



Immunohistochemistry of paraffin-embedded mouse brain using hnRNP E2/PCBP2 Rabbit pAb at dilution of 1:100. Perform microwave antigen retrieval with 10 mM Tris/EDTA buffer pH 9.0 before commencing with IHC staining protocol.



Immunohistochemistry of paraffin-embedded rat brain using hnRNP E2/PCBP2 Rabbit pAb at dilution of 1:100. Perform microwave antigen retrieval with 10 mM Tris/EDTA buffer pH 9.0 before commencing with IHC staining protocol.

Submit a product review to [Biocompare.com](https://www.biocompare.com)

Submit a review of this product to [Biocompare.com](https://www.biocompare.com) to receive a \$20 Amazon.com giftcard! Your reviews help your fellow scientists make the right decisions. Thank you for your contribution.



Anti-Poly(rC)-binding protein 2 PCBP2 Antibody

For Research Use Only. Not for use in diagnostic procedures.