

## Anti-Mevalonate kinase MVK Antibody

Catalog Number: A02465-1


### Overview

Product Name	Anti-Mevalonate kinase MVK Antibody
Reactive Species	Human
Description	Boster Bio Anti-Mevalonate kinase MVK Antibody catalog # A02465-1. Tested in WB,IHC,IF,ICC applications. This antibody reacts with Human.
Application	IF, IHC, ICC, WB
Clonality	Polyclonal
Formulation	Rabbit IgG, 1mg/ml in PBS with 0.02% sodium azide, 50% glycerol, pH7.2
Storage Instructions	Store at -20°C for one year. For short term storage and frequent use, store at 4°C for up to one month. Avoid repeated freeze-thaw cycles.
Host	Rabbit
Uniprot ID	Q03426

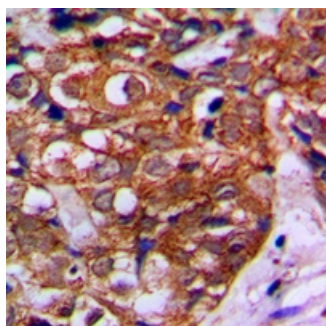
### Technical Details

Immunogen	Synthetic peptide, corresponding to Human MVK.
Isotype	IgG
Form	Liquid
Concentration	1 mg/ml
Purification	The antibody was affinity-purified from rabbit antiserum by affinity-chromatography using epitope-specific immunogen and the purity is > 95% (by SDS-PAGE).
Suggested Dilutions	WB: 1:500-1:1000 IHC: 1:50-1:200 IF: 1:50-1:200 ICC: 1:50-1:200

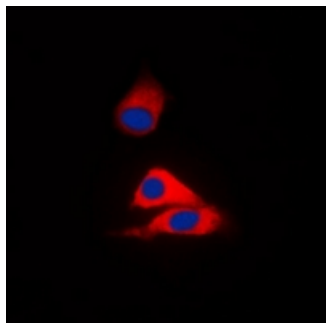
## Anti-Mevalonate kinase MVK Antibody (A02465-1) Images



Western blot (WB) analysis of MVK polyclonal antibody at 1:500 dilution LaneA:Raji cell membrane lysate(40ug) LaneB:HepG2 cell membrane lysate(40ug) LaneC:COS-7 cell membrane lysate(40ug)



Immunohistochemistry of paraffin-embedded human breast cancer using MVK pAb at dilution of 1:50.



Immunofluorescence analysis of HepG2 cells using MVK pAb at dilution of 1:50.

### Submit a product review to [Biocompare.com](https://www.biocompare.com)

Submit a review of this product to [Biocompare.com](https://www.biocompare.com) to receive a \$20 Amazon.com giftcard! Your reviews help your fellow scientists make the right decisions. Thank you for your contribution.



Anti-Mevalonate kinase MVK Antibody

For Research Use Only. Not for use in diagnostic procedures.