

Anti-Alcohol dehydrogenase 1C ADH1C Antibody

Catalog Number: A02650

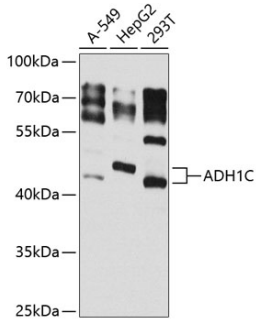
Overview

Product Name	Anti-Alcohol dehydrogenase 1C ADH1C Antibody
Reactive Species	Human, Mouse, Rat
Description	Boster Bio Anti-Alcohol dehydrogenase 1C ADH1C Antibody catalog # A02650. Tested in WB,IHC applications. This antibody reacts with Human,Mouse,Rat.
Application	IHC, WB
Clonality	Polyclonal
Formulation	Rabbit IgG, 1mg/ml in PBS with 0.02% sodium azide, 50% glycerol, pH7.2
Storage Instructions	Store at -20°C for one year. For short term storage and frequent use, store at 4°C for up to one month. Avoid repeated freeze-thaw cycles.
Host	Rabbit
Uniprot ID	P00326

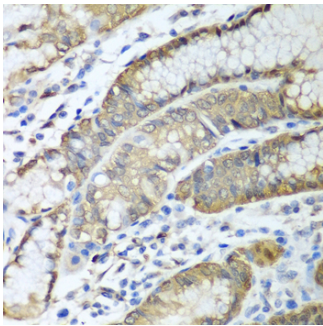
Technical Details

Immunogen	Recombinant protein of human ADH1C.
Isotype	IgG
Form	Liquid
Concentration	1 mg/ml
Purification	The antibody was affinity-purified from rabbit antiserum by affinity-chromatography using epitope-specific immunogen and the purity is > 95% (by SDS-PAGE).
Suggested Dilutions	WB: 1:500-1:2000 IHC 1:50-1:200

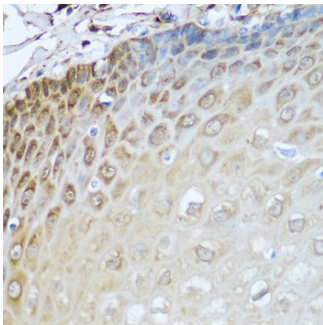
Anti-Alcohol dehydrogenase 1C ADH1C Antibody (A02650) Images



Western blot analysis of extracts of various cell lines, using ADH1C antibody.



Immunohistochemistry of paraffin-embedded human esophagus using ADH1C antibody at dilution of 1:100 (40x lens).



Immunohistochemistry of paraffin-embedded human stomach using ADH1C antibody at dilution of 1:100 (40x lens).

Submit a product review to [Biocompare.com](https://www.biocompare.com)

Submit a review of this product to [Biocompare.com](https://www.biocompare.com) to receive a \$20 Amazon.com giftcard! Your reviews help your fellow scientists make the right decisions. Thank you for your contribution.



Anti-Alcohol dehydrogenase 1C ADH1C Antibody

For Research Use Only. Not for use in diagnostic procedures.