

## Anti-TRPC5 Antibody

Catalog Number: A02701-1

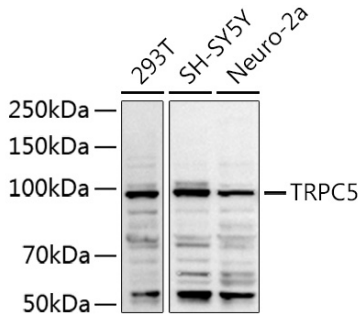
### Overview

Product Name	Anti-TRPC5 Antibody
Reactive Species	Human, Mouse, Rat
Description	Boster Bio Anti-TRPC5 Antibody catalog # A02701-1. Tested in WB,ICC/IF applications. This antibody reacts with Human,Mouse,Rat.
Application	IF, ICC, WB
Clonality	Polyclonal
Formulation	Rabbit IgG, 1mg/ml in PBS with 0.02% sodium azide, 50% glycerol, pH7.2
Storage Instructions	Store at -20°C for one year. For short term storage and frequent use, store at 4°C for up to one month. Avoid repeated freeze-thaw cycles.
Host	Rabbit
Uniprot ID	Q9UL62

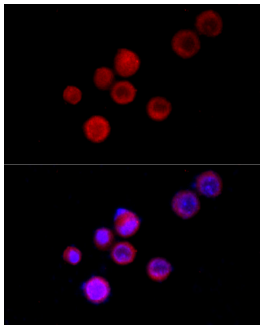
### Technical Details

Immunogen	A synthetic peptide of human TRPC5(NP_036603.1).
Isotype	IgG
Form	Liquid
Concentration	1 mg/ml
Purification	The antibody was affinity-purified from rabbit antiserum by affinity-chromatography using epitope-specific immunogen and the purity is > 95% (by SDS-PAGE).
Suggested Dilutions	WB: 1:500-1:2000 ICC/IF: 1:50-1:200

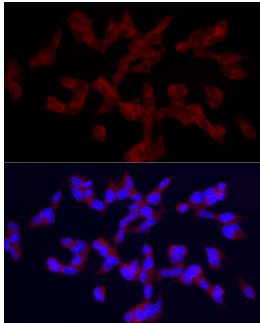
## Anti-TRPC5 Antibody (A02701-1) Images



Western blot analysis of extracts of various cell lines, using TRPC5 antibody at 1:1000 dilution. Secondary antibody: HRP Goat Anti-Rabbit IgG at 1:10000 dilution. Lysates/proteins: 25ug per lane. Blocking buffer: 3% nonfat dry milk in TBST. Detection: ECL Basic Kit. Exposure time: 90s.



Immunofluorescence analysis of Neuro-2a cells using TRPC5 Rabbit pAb at dilution of 1:150. Blue: DAPI for nuclear staining.



Immunofluorescence analysis of SH-SY5Y cells using TRPC5 Rabbit pAb at dilution of 1:150. Blue: DAPI for nuclear staining.

### Submit a product review to [Biocompare.com](https://www.biocompare.com)

Submit a review of this product to [Biocompare.com](https://www.biocompare.com) to receive a \$20 Amazon.com giftcard! Your reviews help your fellow scientists make the right decisions. Thank you for your contribution.



Anti-TRPC5 Antibody

For Research Use Only. Not for use in diagnostic procedures.