

Anti-FRS2 Antibody

Catalog Number: A02798


Overview

Product Name	Anti-FRS2 Antibody
Reactive Species	Human, Mouse
Description	Boster Bio Anti-FRS2 Antibody catalog # A02798. Tested in ELISA, WB applications. This antibody reacts with Human, Mouse.
Application	ELISA, WB
Clonality	Polyclonal
Formulation	Liquid in PBS containing 50% glycerol, 0.5% stabilizing protein and 0.02% sodium azide. *This antibody is supplied in a stabilized formulation. Compatibility with conjugation reactions depends on the chemistry of the conjugation method used. For conjugation methods that are not compatible with the stabilizing components present in this formulation, a carrier-free antibody format is required.
Storage Instructions	Store at -20°C for one year. For short term storage and frequent use, store at 4°C for up to one month. Avoid repeated freeze-thaw cycles.
Host	Rabbit
Uniprot ID	Q8WU20

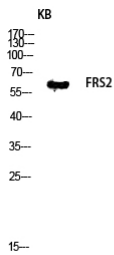
Technical Details

Immunogen	The antiserum was produced against synthesized peptide derived from human FRS2. AA range:162-211
Isotype	IgG
Form	Liquid
Concentration	1 mg/ml
Purification	The antibody was affinity-purified from rabbit antiserum by affinity-chromatography using epitope-specific immunogen.
Suggested Dilutions	WB 1:500-1:2000 ELISA 1:40000

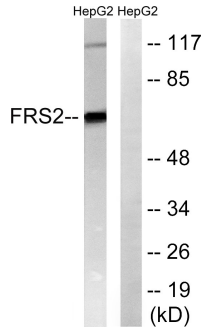
Anti-FRS2 Antibody (A02798) Images



Western Blot analysis of HepG2 cells using FRS2 Polyclonal Antibody diluted at 1:1000



Western blot analysis of KB lysis using FRS2 antibody. Antibody was diluted at 1:1000



Western blot analysis of lysates from HepG2 cells, using FRS2 Antibody. The lane on the right is blocked with the synthesized peptide.

Submit a product review to Biocompare.com

Submit a review of this product to Biocompare.com to receive a \$20 Amazon.com giftcard! Your reviews help your fellow scientists make the right decisions. Thank you for your contribution.



Anti-FRS2 Antibody

For Research Use Only. Not for use in diagnostic procedures.