

Anti-ERK5 MAPK7 Antibody

Catalog Number: A02812

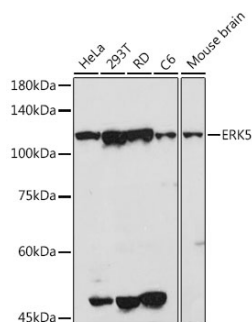
Overview

Product Name	Anti-ERK5 MAPK7 Antibody
Reactive Species	Human, Mouse, Rat
Description	Boster Bio Anti-ERK5 MAPK7 Antibody catalog # A02812. Tested in WB,IHC,ICC/IF applications. This antibody reacts with Human,Mouse,Rat.
Application	IF, IHC, ICC, WB
Clonality	Polyclonal
Formulation	Rabbit IgG, 1mg/ml in PBS with 0.02% sodium azide, 50% glycerol, pH7.2
Storage Instructions	Store at -20°C for one year. For short term storage and frequent use, store at 4°C for up to one month. Avoid repeated freeze-thaw cycles.
Host	Rabbit
Uniprot ID	Q13164

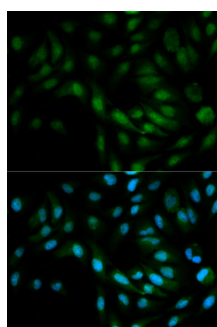
Technical Details

Immunogen	Recombinant fusion protein of human ERK5(NP_002740.2).
Isotype	IgG
Form	Liquid
Concentration	1 mg/ml
Purification	The antibody was affinity-purified from rabbit antiserum by affinity-chromatography using epitope-specific immunogen and the purity is > 95% (by SDS-PAGE).
Suggested Dilutions	WB: 1:500-1:2000 IHC: 1:50-1:200 ICC/IF: 1:50-1:200

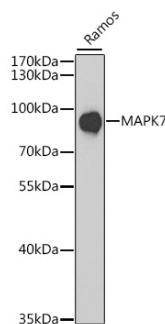
Anti-ERK5 MAPK7 Antibody (A02812) Images



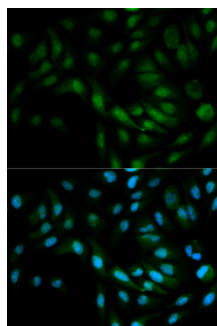
Western blot analysis of extracts of various cell lines, using ERK5 antibody at 1:500 dilution. Secondary antibody: HRP Goat Anti-Rabbit IgG at 1:10000 dilution. Lysates/proteins: 25ug per lane. Blocking buffer: 3% nonfat dry milk in TBST. Detection: ECL Basic Kit. Exposure time: 90s.



Immunofluorescence analysis of MCF-7 cells using ERK5 antibody. Blue: DAPI for nuclear staining.



Immunohistochemistry of paraffin-embedded mouse lung using ERK5 Rabbit pAb at dilution of 1:50. Perform high pressure antigen retrieval with 10 mM citrate buffer pH 6.0 before commencing with IHC staining protocol.



Immunohistochemistry of paraffin-embedded rat liver using ERK5 Rabbit pAb at dilution of 1:50. Perform high pressure antigen retrieval with 10 mM citrate buffer pH 6.0 before commencing with IHC staining protocol.

1 Publications Citing This Product

1. PubMed ID: 29594152, Vu HT, Kotla S, Ko KA, Fujii Y, Tao Y, Medina J, Thomas T, Hada M, Sood AK, Singh PK, Milgrom SA, Krishnan S, Fujiwara K, Le NT, Abe JI. Front Cardiovasc Med. 2018 Mar 14;5:23. doi: 10.3389/fcvm.2018.00023. eCollection 2018. Ionizing Radiation Ind...

Visit bosterbio.com/anti-erk5-mapk7-antibody-a02812-boster.html to see all 1 publications.

Submit a product review to Biocompare.com

Submit a review of this product to Biocompare.com to receive a \$20 Amazon.com giftcard! Your reviews help your fellow scientists make the right decisions. Thank you for your contribution.



Anti-ERK5 MAPK7 Antibody

For Research Use Only. Not for use in diagnostic procedures.