

Anti-IL-1RAcP IL1RAP Antibody

Catalog Number: A02824

About IL1RAP

The pro-inflammatory cytokine IL-1 induced cellular response requires two subunits of its receptor, IL-1 receptor I (IL-1RI) and IL-1 receptor accessory protein (IL-1RAcP). IL-1RAcP forms a complex with IL-1RI in response to IL-1 treatment. The IL-1 receptor-associated kinase (IRAK), which mediates activation of NF-kappaB inducing kinase (NIK) and of NF-kappaB, recruits to the IL-1R complex through IL-1RAcP. IL-1 activation of stress-activated protein kinase and of acid sphingomyelinase also requires IL-1RAcP. Like IL-1RI, IL-1RAcP subunit is essential for IL-1 mediated cellular response. IL-1RAcP is expressed in many tissues.

Overview

Product Name	Anti-IL-1RAcP IL1RAP Antibody
Reactive Species	Human
Description	Boster Bio Anti-IL-1RAcP IL1RAP Antibody (Catalog # A02824). Tested in ELISA, WB, ICC, IF applications. This antibody reacts with Human.
Application	ELISA, IF, ICC, WB
Clonality	Polyclonal
Formulation	IL-1RAcP Antibody is supplied in PBS containing 0.02% sodium azide.
Storage Instructions	IL-1RAcP antibody can be stored at 4°C for three months and -20°C, stable for up to one year. Avoid repeated freeze-thaw cycles. Antibodies should not be exposed to prolonged high temperatures.
Host	Rabbit
Uniprot ID	Q9NPH3

Technical Details

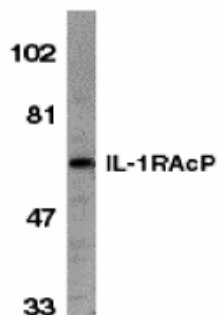
Immunogen	IL-1RAcP antibody was raised against a 16 amino acid peptide near the carboxy terminus of human IL-1RAcP. The immunogen is located within the last 50 amino acids of IL-1RAcP.
Predicted Reactive Species	Mouse, Rat
Cross Reactivity	This polyclonal antibody has no cross activity to other members in the IL-1 receptor family.
Isotype	IgG
Form	Liquid
Concentration	1 mg/mL
Purification	IL-1RAcP Antibody is affinity chromatography purified via peptide column.

Suggested Dilutions

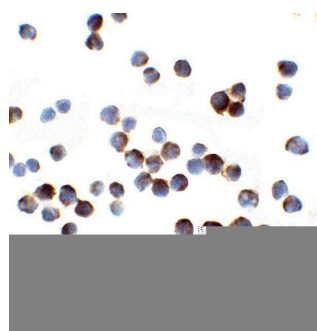
IL-1RAcP antibody can be used for detection of IL-1RAcP by Western blot at 1 ug/mL. Antibody can also be used for Immunohistochemistry starting at 2 ug/mL. For immunofluorescence start at 5 ug/mL.

Antibody validated: Western Blot in human samples; Immunocytochemistry in human samples and Immunofluorescence in human samples. All other applications and species not yet tested. Optimal dilutions for each application should be determined by the researcher.

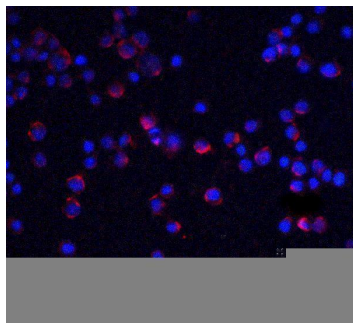
Anti-IL-1RAcP IL1RAP Antibody (A02824) Images



Western blot analysis of IL-1RAcP in HeLa whole cell lysate with IL-1RAcP antibody at 1 ug/mL.



Immunocytochemistry of IL-1RAcP in HeLa cells with IL-1RAcP antibody at 2 ug/ml.



Immunofluorescence of IL-1RAcP in HeLa cells with IL-1RAcP antibody at 5 ug/mL. Red: IL-1RAcP Antibody (A02824) Blue: DAPI staining

Submit a product review to [Biocompare.com](https://www.biocompare.com)

Submit a review of this product to [Biocompare.com](https://www.biocompare.com) to receive a \$20 Amazon.com giftcard! Your reviews help your fellow scientists make the right decisions. Thank you for your contribution.



Anti-IL-1RAcP IL1RAP Antibody

For Research Use Only. Not for use in diagnostic procedures.