

Anti-TRK Fused gene TFG Antibody

Catalog Number: A02870

About TFG

FANCC (also called Protein FACC or Fanconi Anemia Group C protein) is involved in DNA repair, perhaps specifically with post-replication repair or a cell cycle checkpoint function. FANCC may also be implicated in interstrand DNA cross-link repair and in the maintenance of normal chromosome stability. FANCC belongs to the multi-subunit Fanconi Anemia (FA) complex composed of FANCA, FANCB, FANCC, FANCE, FANCF, FANCG, FANCL/PHF9 and FANCM. FANCC is mainly found within the nucleus although some protein is localized in the cytoplasm. This protein is ubiquitously expressed. Defects in FANCC are a cause of Fanconi anemia (FA). FA is a genetically heterogeneous, autosomal recessive disorder characterized by cytogenetic instability, hypersensitivity to DNA crosslinking agents, increased chromosomal breakage, and defective DNA repair. The members of the Fanconi anemia complementation group do not share sequence similarity; they are related by their assembly into a common nuclear protein complex. This gene encodes the protein for complementation group C.

Overview

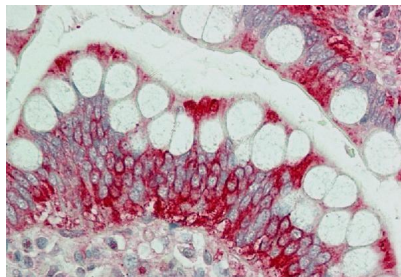
Product Name	Anti-TRK Fused gene TFG Antibody
Reactive Species	Human
Description	Boster Bio Anti-TRK Fused gene TFG Antibody (Catalog# A02870). Tested in IHC, WB application(s). This antibody reacts with Human.
Application	IHC, WB
Clonality	Polyclonal
Formulation	100 µg in 200 µl PBS containing 0.05% stabilizing protein and 0.05% sodium azide *This antibody is supplied in a stabilized formulation. Compatibility with conjugation reactions depends on the chemistry of the conjugation method used. For conjugation methods that are not compatible with the stabilizing components present in this formulation, a carrier-free antibody format is required.
Storage Instructions	Store the antibody at 4°C, stable for 6 months. For long-term storage, store at -20°C. Avoid repeated freeze and thaw cycles.
Host	Rabbit
Uniprot ID	Q92734

Technical Details

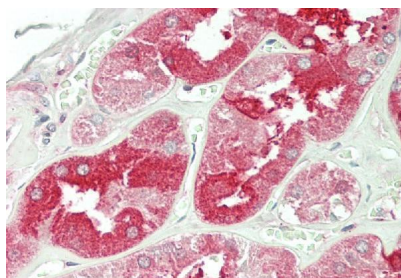
Immunogen	A partial length recombinant TRK Fused gene protein (amino acids 196-400)
Predicted Reactive Species	Chimpanzee
Cross Reactivity	No cross reactivity with other proteins.
Isotype	Rabbit IgG

Form	Liquid
Concentration	0.5-1mg/ml, actual concentration vary by lot. Use suggested dilution ratio to decide dilution procedure.
Purification	Protein A Chromatography
Suggested Dilutions	Western blot: 1-2 µg/ml IHC: 20 µg/ml

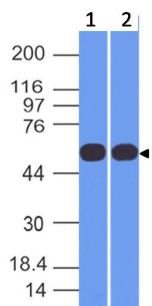
Anti-TRK Fused gene TFG Antibody (A02870) Images



Immunohistochemical analysis of TRK Fused gene. Anti-TRK Fused gene antibody in human Small Intestine tissue at 20 μ m



Immunohistochemical analysis of TRK Fused gene. Anti-TRK Fused gene antibody in human Kidney tissue at 20 μ m



Western blot analysis of TRK Fused gene. Anti-TRK Fused gene antibody was used at 1 μ m

Submit a product review to Biocompare.com

Submit a review of this product to Biocompare.com to receive a \$20 Amazon.com giftcard! Your reviews help your fellow scientists make the right decisions. Thank you for your contribution.



Anti-TRK Fused gene TFG Antibody

For Research Use Only. Not for use in diagnostic procedures.