

## Anti-RSAD2 Antibody

Catalog Number: A02927-2

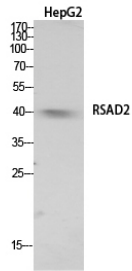
### Overview

Product Name	Anti-RSAD2 Antibody
Reactive Species	Human, Mouse, Rat
Description	Boster Bio Anti-RSAD2 Antibody catalog # A02927-2. Tested in ELISA, IHC, WB applications. This antibody reacts with Human.
Application	ELISA, IF, IHC, WB
Clonality	Polyclonal
Formulation	Liquid in PBS containing 50% glycerol, 0.5% stabilizing protein and 0.02% sodium azide. *This antibody is supplied in a stabilized formulation. Compatibility with conjugation reactions depends on the chemistry of the conjugation method used. For conjugation methods that are not compatible with the stabilizing components present in this formulation, a carrier-free antibody format is required.
Storage Instructions	Store at -20°C for one year. For short term storage and frequent use, store at 4°C for up to one month. Avoid repeated freeze-thaw cycles.
Host	Rabbit
Uniprot ID	Q8WXG1

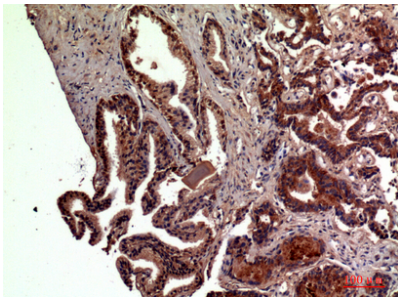
### Technical Details

Immunogen	The antiserum was produced against synthesized peptide derived from the N-terminal region of human RSAD2. AA range:21-70
Isotype	IgG
Form	Liquid
Concentration	1 mg/ml
Purification	The antibody was affinity-purified from rabbit antiserum by affinity-chromatography using epitope-specific immunogen.
Suggested Dilutions	WB 1:500-1:2000 IHC: 1:100-1:300 ELISA 1:20000 IF 1:50-200

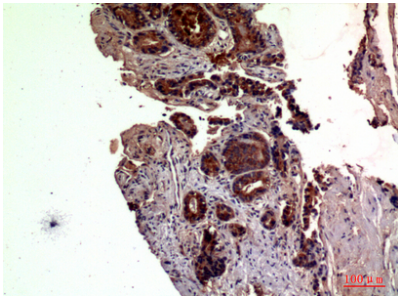
## Anti-RSAD2 Antibody (A02927-2) Images



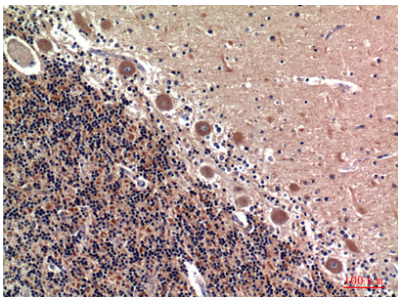
Western Blot analysis of HepG2 cells using RSAD2 Polyclonal Antibody. Secondary antibody was diluted at 1:20000



Immunohistochemical analysis of paraffin-embedded human-prostate-cancer, antibody was diluted at 1:100



Immunohistochemical analysis of paraffin-embedded human-prostate-cancer, antibody was diluted at 1:100



Immunohistochemical analysis of paraffin-embedded human-brain, antibody was diluted at 1:100

### Submit a product review to Biocompare.com

Submit a review of this product to Biocompare.com to receive a \$20 Amazon.com giftcard! Your reviews help your fellow scientists make the right decisions. Thank you for your contribution.



For Research Use Only. Not for use in diagnostic procedures.