

Anti-Angiopietin-related protein 3 ANGPTL3 Antibody

Catalog Number: A02929-1

About ANGPTL3

The angiopoietin-related protein 3 (ANGPTL3) is a member of a family of secreted proteins that function in angiogenesis (1). ANGPTL3 is processed into an N-terminal coiled-coil domain-containing chain and a C-terminal fibrinogen chain. The N-terminal chain is important for lipid metabolism, while the C-terminal chain may be involved in angiogenesis (2,3). Recent experiments have shown that a deficiency of ANGPTL3 is associated with increased insulin sensitivity, lipoprotein lipase activity, and decreased serum free fatty acids, suggesting that ANGPTL3 may also play a role in modulating glucose metabolism (4).

Overview

Product Name	Anti-Angiopietin-related protein 3 ANGPTL3 Antibody
Reactive Species	Human, Mouse, Rat
Description	Boster Bio Anti-Angiopietin-related protein 3 ANGPTL3 Antibody (Catalog # A02929-1). Tested in ELISA, WB, IHC-P, IF applications. This antibody reacts with Human, Mouse, Rat.
Application	ELISA, IF, IHC-P, WB
Clonality	Polyclonal
Formulation	ANGPTL3 antibody is supplied in PBS containing 0.02% sodium azide.
Storage Instructions	ANGPTL3 antibody can be stored at 4°C for three months and -20°C, stable for up to one year.
Host	Rabbit
Uniprot ID	Q9Y5C1

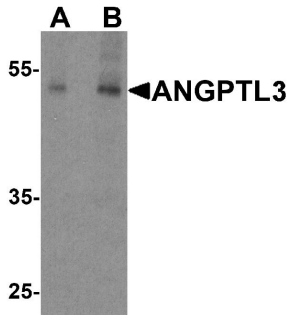
Technical Details

Immunogen	ANGPTL3 antibody was raised against an 18 amino acid peptide near the carboxy terminus of human ANGPTL3. The immunogen is located within the last 50 amino acids of ANGPTL3.
Predicted Reactive Species	Bovine, Chicken
Cross Reactivity	ANGPTL3 antibody is human, mouse and rat reactive. ANGPTL3 antibody is predicted not to cross-react with other ANGPTL family proteins.
Isotype	IgG
Form	Liquid
Concentration	1 mg/mL
Purification	ANGPTL3 antibody is affinity chromatography purified via peptide column.

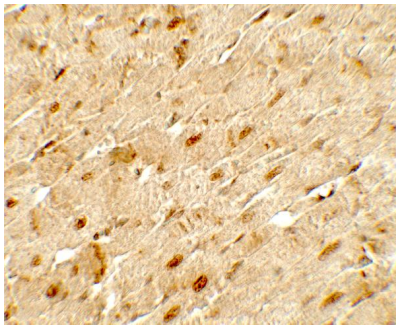
Suggested Dilutions

ANGPTL3 antibody can be used for detection of ANGPTL3 by Western blot at 1 - 2 ug/ml. Antibody can also be used for Immunohistochemistry at 5 ug/mL. For Immunofluorescence start at 20 ug/mL. Antibody validated: Western Blot in human samples; Immunohistochemistry in rat samples and Immunofluorescence in rat samples. All other applications and species not yet tested. Optimal dilutions for each application should be determined by the researcher.

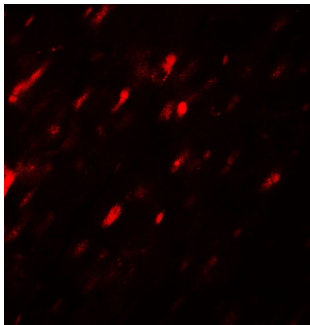
Anti-Angiopoietin-related protein 3 ANGPTL3 Antibody (A02929-1) Images



Western blot analysis of ANGPTL3 in human heart tissue lysate with ANGPTL3 antibody at (A) 1 and (B) 2 ug/ml.



Immunohistochemistry of ANGPTL3 in rat heart tissue with ANGPTL3 antibody at 5 ug/mL.



Immunofluorescence of ANGPTL3 in rat heart tissue with ANGPTL3 antibody at 20 ug/mL.

Submit a product review to Biocompare.com

Submit a review of this product to Biocompare.com to receive a \$20 Amazon.com giftcard! Your reviews help your fellow scientists make the right decisions. Thank you for your contribution.



Anti-Angiopoietin-related protein 3 ANGPTL3 Antibody