

Anti-Aprataxin APTX Antibody

Catalog Number: A02968

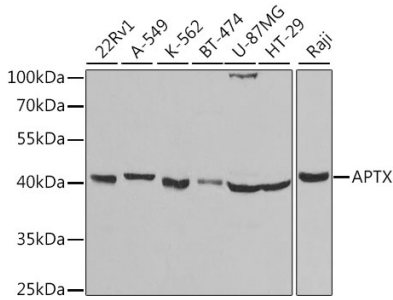
Overview

Product Name	Anti-Aprataxin APTX Antibody
Reactive Species	Human
Description	Boster Bio Anti-Aprataxin APTX Antibody catalog # A02968. Tested in WB,ICC/IF,IP applications. This antibody reacts with Human.
Application	IP, IF, ICC, WB
Clonality	Polyclonal
Formulation	Rabbit IgG, 1mg/ml in PBS with 0.02% sodium azide, 50% glycerol, pH7.2
Storage Instructions	Store at -20°C for one year. For short term storage and frequent use, store at 4°C for up to one month. Avoid repeated freeze-thaw cycles.
Host	Rabbit
Uniprot ID	Q7Z2E3

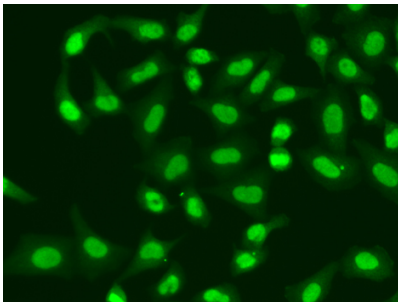
Technical Details

Immunogen	Recombinant fusion protein of human APTX(NP_001182178.1).
Isotype	IgG
Form	Liquid
Concentration	1 mg/ml
Purification	The antibody was affinity-purified from rabbit antiserum by affinity-chromatography using epitope-specific immunogen and the purity is > 95% (by SDS-PAGE).
Suggested Dilutions	WB: 1:500-1:2000 ICC/IF: 1:50-1:100 IP: 1:20-1:50

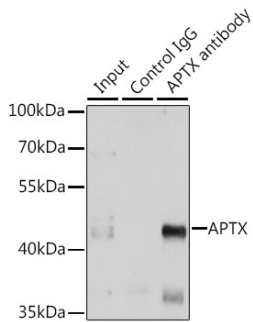
Anti-Aprataxin APTX Antibody (A02968) Images



Western blot analysis of extracts of various cell lines, using APTX antibody at 1:1000 dilution. Secondary antibody: HRP Goat Anti-Rabbit IgG at 1:10000 dilution. Lysates/proteins: 25ug per lane. Blocking buffer: 3% nonfat dry milk in TBST.



Immunofluorescence analysis of A549 cells using APTX antibody .



Immunoprecipitation analysis of 150ug extracts of A549 cells using 3ug APTX antibody . Western blot was performed from the immunoprecipitate using APTX antibody at a dilution of 1:500.

Submit a product review to Biocompare.com

Submit a review of this product to Biocompare.com to receive a \$20 Amazon.com giftcard! Your reviews help your fellow scientists make the right decisions. Thank you for your contribution.



Anti-Aprataxin APTX Antibody

For Research Use Only. Not for use in diagnostic procedures.