

Anti-COL17A1/Collagen Xvii Antibody

Catalog Number: A03031

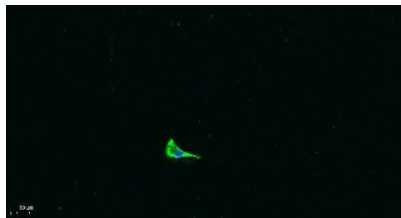
Overview

Product Name	Anti-COL17A1/Collagen Xvii Antibody
Reactive Species	Human, Mouse
Description	Boster Bio Anti-COL17A1/Collagen Xvii Antibody catalog # A03031. Tested in WB, IF, ELISA applications. This antibody reacts with Human, Mouse.
Application	ELISA, IF, WB
Clonality	Polyclonal
Formulation	PBS, pH 7.4, containing 0.02% sodium azide as Preservative and 50% Glycerol.
Storage Instructions	Store at -20°C for one year. For short term storage and frequent use, store at 4°C for up to one month. Avoid repeated freeze-thaw cycles.
Host	Rabbit
Uniprot ID	Q9UMD9

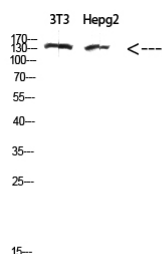
Technical Details

Immunogen	The antiserum was produced against synthesized peptide derived from the Internal region of human COL17A1. AA range:481-530
Isotype	IgG
Form	Liquid
Concentration	1 mg/ml
Purification	Immunogen affinity purified
Suggested Dilutions	WB 1:500-2000 IF 1:100-300 ELISA 1:5000-20000

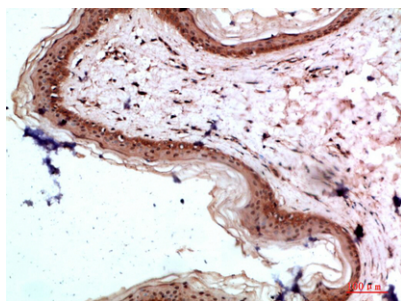
Anti-COL17A1/Collagen Xvii Antibody (A03031) Images



Immunofluorescence analysis of A549. 1, primary Antibody was diluted at 1:200 (4°C overnight). 2, Goat Anti Rabbit IgG (H&L) - Alexa Fluor 488 Secondary antibody was diluted at 1:1000 (room temperature, 50min). 3, Picture B: DAPI (blue) 10min.



Western Blot analysis of 3T3, hepg2 cells using Antibody diluted at 500. Secondary antibody was diluted at 1:20000



Immunohistochemical analysis of paraffin-embedded human skin, antibody was diluted at 1:200

Submit a product review to [Biocompare.com](https://www.biocompare.com)

Submit a review of this product to [Biocompare.com](https://www.biocompare.com) to receive a \$20 Amazon.com giftcard! Your reviews help your fellow scientists make the right decisions. Thank you for your contribution.



Anti-COL17A1/Collagen Xvii Antibody

For Research Use Only. Not for use in diagnostic procedures.