

Anti-FUBP1 Antibody

Catalog Number: A03126

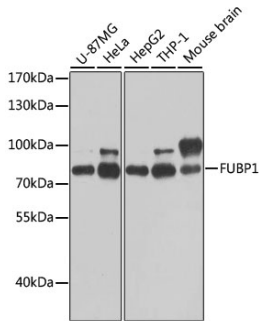
Overview

Product Name	Anti-FUBP1 Antibody
Reactive Species	Human, Mouse, Rat
Description	Boster Bio Anti-FUBP1 Antibody catalog # A03126. Tested in WB,IHC,ICC/IF,IP applications. This antibody reacts with Human,Mouse,Rat.
Application	IP, IF, IHC, ICC, WB
Clonality	Polyclonal
Formulation	Rabbit IgG, 1mg/ml in PBS with 0.02% sodium azide, 50% glycerol, pH7.2
Storage Instructions	Store at -20°C for one year. For short term storage and frequent use, store at 4°C for up to one month. Avoid repeated freeze-thaw cycles.
Host	Rabbit
Uniprot ID	Q96AE4

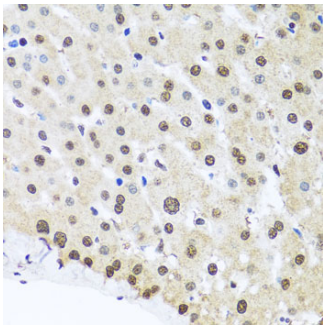
Technical Details

Immunogen	Recombinant fusion protein of human FUBP1(NP_003893.2).
Isotype	IgG
Form	Liquid
Concentration	1 mg/ml
Purification	The antibody was affinity-purified from rabbit antiserum by affinity-chromatography using epitope-specific immunogen and the purity is > 95% (by SDS-PAGE).
Suggested Dilutions	WB: 1:500-1:2000 IHC: 1:50-1:200 ICC/IF: 1:50-1:100 IP: 1:50-1:100

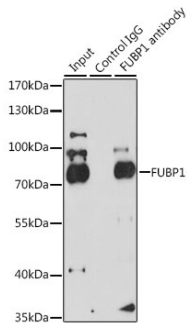
Anti-FUBP1 Antibody (A03126) Images



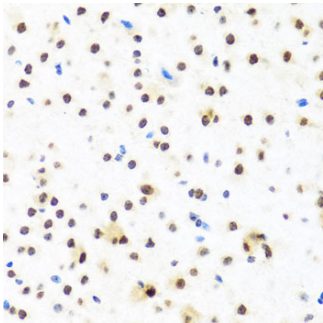
Western blot analysis of extracts of various cell lines, using FUBP1 antibody at 1:1000 dilution. Secondary antibody: HRP Goat Anti-Rabbit IgG at 1:10000 dilution. Lysates/proteins: 25ug per lane. Blocking buffer: 3% nonfat dry milk in TBST. Detection: ECL Enhanced Kit. Exposure time: 90s.



Immunohistochemistry of paraffin-embedded human liver damage using FUBP1 antibody at dilution of 1:100. Perform microwave antigen retrieval with 10 mM PBS buffer pH 7.2 before commencing with IHC staining protocol.



Immunohistochemistry of paraffin-embedded human lung cancer using FUBP1 antibody at dilution of 1:100. Perform microwave antigen retrieval with 10 mM PBS buffer pH 7.2 before commencing with IHC staining protocol.



Immunohistochemistry of paraffin-embedded mouse brain using FUBP1 antibody at dilution of 1:100. Perform microwave antigen retrieval with 10 mM PBS buffer pH 7.2 before commencing with IHC staining protocol.

Submit a product review to Biocompare.com

Submit a review of this product to Biocompare.com to receive a \$20 Amazon.com giftcard! Your reviews help your fellow scientists make the right decisions. Thank you for your contribution.



Anti-FUBP1 Antibody

For Research Use Only. Not for use in diagnostic procedures.